

# WALLMEK®



VERSION 15

## INVEST IN TIME

PASSENGER CARS & LIGHT COMMERCIAL



## OUR TOOLS SAVE TIME

Wallmek i Kungälv AB started 1978, designing and producing special tools for auto repairs. Wallmek goes all the way from idea and design to production and distribution of a high quality product to our customers.

Today, Wallmek develops and produces special tools directly to passenger car and commercial vehicles producers (OEM) and to auto shops on the aftermarket. We excel in hydraulic tools and solutions that will do the job directly on the vehicle. Also, drainage equipment to ensure safety when doing fuel tank jobs in auto shops or draining complete vehicles at the scrapyard.

As the company's grows, more and more tools and solutions are put on the market thanks to our close contact with you (our customers). In short terms – We develop Wallmek in the direction of the products and solutions we are good at.

### Our mission:

To develop, produce and offer cost efficient quality tools to our customers.

### Important for Us:

Quality, Design, and Customer care.



# WALLMEK

## INVEST IN TIME

### Save Time and Effort with the Right Tools

After years on the road, water, dirt, salt, and wear and tear can turn even the simplest vehicle repairs into time-consuming challenges. With a properly designed and efficient tool system, countless hours can be saved every day in the workshop.

### Prioritizing Safety and Efficiency

Modern workshops demand skilled and experienced technicians who can perform their jobs safely and without injury. Ergonomics and a well-designed working environment are essential to retaining top talent and keeping them passionate about their work. A safe and comfortable workplace boosts productivity, enhances morale, and fosters the development of advanced skills over time.

### An Investment, Not a Cost

The right tools are not an expense—they are an investment in your team's potential to complete jobs faster, safer, and more efficiently. The most costly tool is the one that fails to perform or breaks at a critical moment, leading to wasted time and frustration.

### Choose Wallmek – Accept No Substitutes

When it comes to quality, there's no substitute for the original. Look out for imitations that claim to deliver the same performance—they don't. Genuine Wallmek tools are engineered for reliability and durability, and every tool proudly carries our name. Choose Wallmek to ensure you're getting the best, every time.



Labourtime



Position on vehicle



Certifications



CE marked product

Follow us on social media! Get News, tips and ideas first!



WALLMEK.SE



Welcome to Wallmek

The information "patent pending", regarding patent applications for certain products in this brochure, only concerns the patent application numbers. (and markets covered by that patent application) explicitly stated in the immediate connection with patent pending indication. With reservation for possible adjustments due to events that are out of our control, for printing errors and changes in design.



# WE ARE WALLMEK

### Innovative Solutions for Workshops

Wallmek i Kungälv AB has been developing and manufacturing specialized tools for the automotive industry since 1978. Our products are designed to make mechanics' work easier by saving time, reducing workload, and delivering optimal results. All our tools are developed in close collaboration with industry experts and mechanics to meet high standards of functionality and ergonomics.

### Customer-Centric Approach

We always put the customer first. With fast and personalized service, we help our customers find the right solutions for their workshop, whether it's

advice, technical support, or orders. Our products contribute to a more efficient work environment and sustainable results.

### Global Recognition

Wallmek is a trusted partner for workshops in Sweden and internationally. Our tools are exported to over 30 countries, with a strong presence in Europe and North America. Our customers know that investing in Wallmek means acquiring products of the highest quality, proudly manufactured in Sweden.

**Choose Wallmek – a partner that makes a difference in your daily work and save time.**

### Address:

Wallmek i Kungälv AB  
Barnbergsgatan 35  
442 40 Kungälv, Sweden.

### Telephone:

+46 (0) 303 585 80

### E-mail:

info@wallmek.se

Org No: 556566-7333

VAT: SE556566733301

Choose the right power and extended functions for your system.

**18 ton cylinder**  
01-00030 (p. 60)



**22 ton cylinder**  
1090-02-WAL (p. 61)



**8,5 ton cylinder**  
03-00015 (p. 63)



**14 ton cylinder**  
1090-03 (p. 63)



**32 ton cylinder**  
03-00028 (p. 62)



**1090-30**  
Axle shaft tool 4/5 holes p. 27



**01-00041-050**  
Fixing plate p. 10



**1090-69**  
Press block, open plate p. 45



**01-00022**  
Bushing set, front p. 50



**1090-55-C**  
Press block p. 56



**1091-27**  
Hub puller  
Iveco Daily 29-50, p. 37



**01-00024**  
Mounting set for BMW drive shafts,  
hydraulic, p. 28



**1090-69**  
Press block, open plate p. 45



**1091-28**  
Axle shaft tool, 5 holes, 1  
right commercial vehicles, p. 27



**01-00022**  
Bushing set, front p. 50



**03-00041**  
Hub puller Iveco Daily p. 36



**03-00014-001**  
Hydraulic ball-joint puller p. 43



**1090-55-C**  
Press block p. 56



**02-00020**  
Bearing set front, p. 38



**Drawbars** p. 59



**01-00003**  
Universal press tool set 3, p. 46



(Bushing, ball-joints, smaller bearing)

**01-00030 & 1090-02-WAL**  
can be used.



A complete tool system for maximum profitability and performance in the workshop.

### Build your own tool system with Wallmek

Wallmek's products are designed as a flexible tool system for the modern workshop. Our base tools can be used for a wide range of applications – and as your needs grow, you can easily expand with additional tools and accessories.

Every new tool we develop is engineered to be compatible with previous models, ensuring that your investment grows over time instead of becoming outdated. With Wallmek tools, you **work faster, smarter, and more ergonomically.**

**Efficiency, precision, and durability – all in one system.**  
**Wallmek – tools that grow with your workshop.**

The comprehensive wheel bearing system for maximized profitability and function in the workshop.

The fixing plate serves as the base for work with generation 1, 2, and 3, used together with our hydraulic pumps and pressure plates.



**Starter set**

01-00037-020 Hub dismantling tool, p. 10



01-00035 Front & rear wheel bearing set, p. 11




01-00035-100 Adjustable bearing fixture, p. 12



**Brand-specific tools**

01-00038 Add on, wheel bearing and hub set, Audi, VW, Porsche, p. 14



01-00050-050 Add on, wheel bearing set, Land Rover, p. 15



**Starter set**


01-00041-020 Set with press foot, p. 16



01-00033-020 Set with press foot, p. 16



1090-25-11 till -16 Holding plates, mounting rings, p. 17



**Brand-specific tools**

02-00015 Front wheel bearing set, p. 19



**Starter set**


01-00047-020 Set with press foot, p. 21



01-00026-020 Set with press foot, p. 20



01-00027-020 Set with press foot, p. 20



01-00042-B, Wheel bearing puller  
01-00042-010/011 Screw set Subaru/VAG, p. 23



01-00040 Hub-/bearing puller 4/5 hole, p. 22



01-00049 Hub-/bearing puller 5 hole, p. 22




**Pickup/SUV 6-8 bolts**

01-00044-030 Set of 2 pressure feet, p. 24



01-00045 Hub/Bearing puller 6 - 8 hole, p. 24



01-00046-020 Set with press foot, p. 25




**Brakes**

01-00048 Brake disc/rotor puller, p. 32



01-00048-100 Extension set brake disc/rotor, p. 33



**WALLMEKS TOOLS FOR CHANGE OF WHEEL BEARINGS - Generation 1, 2, 3**  
All tools can be bought separately

**Generation 1**  
Pressed in wheel bearings with separate hubs.



1. Hub dismantling.
  2. Lock ring tool.
  3. Front & rear wheel bearing.
  4. Adjustable bearing fixture removed inwards.
  5. Wheel bearing front/rear Land Rover.
  6. Hub & bearing washers.
- More information, page 10-15



**Generation 2**  
Pressed in wheel bearings with integrated hubs, also called HBU 2.1 or compact wheel bearings.



1. Removal compact wheel bearing.
  2. Mounting compact wheel bearing.
  3. Mounting guide set.
  4. Rear wheel bearing.
  5. Front wheel bearing & add-on set.
- More information, page 16-19



**Generation 3**  
Bolted bearings



1. Dismantling 3-4 bolted wheel bearing/hub.
  2. Extender set.
  3. Hub-bearing puller, wheel bearing dismantling 4/5 & 5 holes.
  4. Wheel bearing puller for 3-4 bolted bearings with removed hubs.
  5. Screw set.
- More information, page 20-23



**PRESS FEET - PRESSURE SURFACE**

01-00037-020 Generation 1 (p. 10)



01-00050-020 Generation 1 (p. 15)



01-00033-020 Generation 2 (p. 16)



01-00041-020 Generation 2 (p. 16)



01-00026-020 Generation 3 (p. 20)



01-00027-020 Generation 3 (p. 20)



01-00046-020 Generation 3 (p. 25)



01-00047-020 Generation 3 (p. 21)



**Wheel bearings of different types requires the right tool for correct, efficient and quick replacement.**

**GENERATION 1 - Wheel bearing set, front and rear**

20-00011

**Pressed in wheel bearings with separate hubs.** (This type has been used in cars since the 70's and is still very common in modern cars.) The wheel bearings can be replaced on the car quickly. No more time-consuming shop press work

**Hub removal** is done with 01-00037 and 01-00035 when the space between the knuckle and hub is enough. The bearings themselves are replaced using 01-00035 or the new 01-00035-100.



More information, page 10-15



**GENERATION 2 - Wheel bearing set, extension set**

20-00015

**Pressed-in wheel bearings with integrated wheel hubs, HBU 2.1/compact wheel bearings.**

(Installed in vehicles since 2002 – the most common bearing type today (in Europe)), commonly used by Ford, Volvo, VW, Seat, Skoda, Audi, Toyota, Citroën, Peugeot, Land Rover, Mitsubishi, Fiat, Opel, Smart, Mercedes, etc.

- **Hub removal:** 01-00041 and 1090-25-10
- **Correct installation:** 01-00033-020, 1090-25-11, 1090-25-12, 1090-25-13, 1090-25-14, 1090-25-15, 1090-25-16



More information page 16-19



**GENERATION 3 - Bolted-on wheel bearing extension set**

20-00016

**Bolted-on bearings** (Often used in aluminium knuckles but are also frequently used in steel knuckles). The small tolerance in combination with long guiding into the knuckle causes huge problems after some years when removing the bearing. To avoid damaging and to avoid removing the wheel knuckle use the following tools:

**Disassembly/pressing out** (takes approx. 10 minutes, leave the driveshaft in place):  
01-00026, 01-00027 or 01-00047. (01-00026-020, 01-00027-020, 01-00047-020, 01-00040, 01-00042-B, 01-00042-010, 01-00042-011)

More information, page 20-23



**Hub dismantling tool, universal**

01-00037

**New efficient method for hub removal, recommended for use with front wheel bearing set 01-00035.**

This new tool is designed to fit the majority of passenger cars with separate hub and wheel bearing. The method allows access even when the knuckle has uneven surfaces or fragile brake shields behind the hub. These types of vehicles otherwise require many different special tools or time consuming dismantling. The tool is used according to the following two steps.

**Step 1** Clamping the two press feet together with a hydraulic cylinder behind the hub, pressing the hub from the bearing.

**Step 2** Pulls the hub out from the bearing.

The two press feet (01-00037-020) can be ordered separate for use in any of the following tools: 01-00026, 01-00027, 01-00033, 01-00041 and 01-00047. (Used with cylinder 1090-02-WAL/01-00030\*)

\*If the tool is used with cylinder 01-00030, press pipe 01-00001-203 is also needed, not included. (Used with hub plate 01-00035-001, -002, -003.)


**Used with cylinder 01-00030\*/1090-02-WAL**

**Contains these parts:**

1. (2 x) 01-00037-001 – Press foot
2. 01-00041-002 – Fixing plate
3. (2 x) 01-00018-003 – Knob screw set
4. (2 x) 01-00018-004 – Screw



EU Patent No. EP 3168007, EU Protected Design - RCD No. 003477090-0001/0002  
EU Patent No. EP3323553, US Design Patent No. USD850.226, US Patent No. US 10.532.450



**Press foot set 01-00037-020**

**Lock ring tool**

01-00004

**A lock ring tool which makes removing and refitting of wheel bearing lock rings very easy.**

The tool is designed to fit both passenger cars, light commercial vehicles and trucks. The adjusting screw has a 1/4" ratchet grip which provides enough power to easily remove stuck and rusted lock rings.

The grip angle between the tips will also always be correct no matter the size or position of the lock ring. This makes the tool safer, more effective and easier to use than ordinary pliers.

The tool is delivered with a total of 3 pairs specially designed tips that can easily be switched if needed. **6" for superior access.**

**Accessories:**

- 01-00004-013 - Circlip pin 2,5 mm ( 4 pcs )
- 01-00004-014 - Circlip pin 3 mm ( 4 pcs )
- 01-00004-015 - Circlip pin 3,5 mm ( 4 pcs )



**Pins in position 1**

**Pins in position 2**

**Min 5 mm**

**Max 105 mm**

**In Use**



**Universal front and rear wheel bearing set for passenger cars**

01-00035

**This set is developed for todays and coming generations of wheel bearings, front and rear. The job is done directly on the vehicle saving a lot of time as a result.**

ABS sensors and most of the suspension is left untouched. The set is the base for several specific jobs and models and easy to extend with more tools withing the Wallmek tool-system. All parts are developed and adapted for today's wheel bearing and hub sizes. The mounting plates have a built in guiding function and are two sided to fit perfectly on Ø 62 – 83 mm wheel bearings. The bearing cup can fit wheel bearings up to Ø92 mm. Hub removal is done with optional tools for the best function 01-00037, 01-00041.

**Rec. cylinder 01-00030/1090-02-WAL**

**Contains these parts:**

1. 01-00035-001 - Hub plate, coned, Ø 33,8 mm\*
2. 01-00035-002 - Hub plate, coned, Ø 38,8 mm\*
3. 01-00035-003 - Hub plate, coned, Ø 43,8 mm\*
4. 01-00035-004 - Hub plate, coned, Ø 59,8 mm\*
5. 01-00035-010 - Bearing plate Ø 61,8-62,8 mm\*
6. 01-00035-011 - Bearing plate Ø 63,8-64,8 mm\*
7. 01-00035-012 - Bearing plate Ø 65,8-66,8 mm\*
8. 01-00035-013 - Bearing plate Ø 68,8-70,8 mm\*
9. 01-00035-014 - Bearing plate Ø 72,5-74,5 mm\*
10. 01-00035-015 - Bearing plate Ø 76,5-78,5 mm\*
11. 01-00035-016 - Bearing plate Ø 80,8-82,8 mm\*
12. 01-00035-020 - Bearing cup Ø 93 mm
13. 01-00035-021 - Adapter ring Ø 76,5 mm
14. 01-00035-022 - Adapter ring Ø 82,5 mm
15. 01-00035-030 - Press pipe L=78 mm
16. 1090-20-M - Holder\*

\*Inner Ø 20,25 mm



**In Use**

**"These tools really do the job as promised. They save us lots of time, we really like that."**

**My technicians have used Wallmek tools everyday for the last 15 years, we are very satisfied!"**

-Mats, Mattssons Bilservice (Mekonomen Auto shop), Sweden



**Adjustable bearing fixture for wheel bearings removed inwards**

01-00036

**Designed to fit on the majority of models where the wheel bearing is removed towards the vehicle.**

This type is now common on newer models from several brands as; Citroen, Peugeot, Fiat, Renault, Opel, Mercedes, Kia and Hyundai. The set contains two press feet mounted on a holder (1090-20-M which are also included in the wheel bearing set).

The press feet 01-00036-020 can be ordered separately and be used with wheel bearing set 01-00035

**Rec. cylinder 01-00030/1090-02-WAL**


**Contains these parts:**

1. (2 x) 01-00036-001 - Adjustable bearing fixture
2. 1090-20-M - Holder

**In Use**



**01-00036-020**



**Add on set for 01-00035**

**01-00035-100**

**Wheel bearing kit 83,5-94,8 mm with adjustable bearing fixture**

The kit is developed to meet the growing demand for newer EVs and hybrid cars, SUVs, etc., which often have larger wheel bearings to handle higher weights and loads. Used together with the Universal Base Bearing Kit 01-00035.

Also very useful on vans with pressed wheel bearings (up to 22T cylinder). Adaptable for bearings between 68–130 mm – fits directly onto Wallmek's 18–22T cylinders. Adjustable bearing receiver, can be used with M18 and M20 drawbars as an extra-long counterhold. The two spacer tubes included in the kit are used for long thread lengths on the drawbar nut.

**Parts from the set can be bought seperately 01-00035-110 (nr 1-3\*) or 01-00035-150 (nr 1-7\*)**

**Rec. cylinder 01-00030/1090-02-WAL**

**Contains these parts:**

- 01-00035-111 - Press frame\*
- 01-00035-112 - Press foot (2 pcs)\*
- 01-00035-113 - Frame adapter\*
- 01-00035-121 - Spacer Ø 20 x 30 mm\*
- 01-00035-122 - Spacer Ø 20 x 55 mm\*
- 01-00035-017 - Bearing plate Ø 83,5-85,8 mm\*
- 01-00035-018 - Bearing plate Ø 86,8-88,8 mm\*
- 1090-20-T21 - Bearing plate Ø 90,8-91,8 mm
- 1090-20-T22 - Bearing plate Ø 93,8-94,8 mm
- 1090-20-T20-B - Bearing plate Ø 87,8 mm

**Delivered in a foam**



**Master set - front and rear wheel bearings**

**01-00035-500**

**Master set for front and rear wheel bearings**

The kit is upgraded with a new adjustable bearing cup (68–130 mm) and closely stepped bearing discs (61.8–94.8 mm), suitable for passenger cars, EVs, SUVs, and light commercial vehicles. The two spacer tubes included are used for long thread lengths on the puller rod nut.


Work is done directly on the vehicle, saving significant time by avoiding unnecessary disassembly. This minimizes the risk of damaging ABS sensors and other sensitive suspension components that remain in place. Delivered in a foam.

**For hub removal**, use tools 01-00037 and 01-00041.

**Rec. cylinder 01-00030/1090-02-WAL**

**Contains these parts:**

- |   |   |
|---|---|
| 1. 01-00035-111 - Press frame                   | 12. 01-00035-015 - Bearing plate Ø 76,5-78,5 mm |
| 2. 01-00035-112 - Press foot (2 pcs)            | 13. 01-00035-014 - Bearing plate Ø 72,5-74,5 mm |
| 3. 01-00035-113 - Frame adapter                 | 14. 01-00035-013 - Bearing plate Ø 68,8-70,8 mm |
| 4. 01-00035-121 - Spacer Ø 20 x 30 mm           | 15. 01-00035-012 - Bearing plate Ø 65,8-66,8 mm |
| 5. 01-00035-122 - Spacer Ø 20 x 55 mm           | 16. 01-00035-011 - Bearing plate Ø 63,8-64,8 mm |
| 6. 1090-20-T20-B - Bearing plate Ø 87,8 mm      | 17. 01-00035-010 - Bearing plate Ø 61,8-62,8 mm |
| 7. 1090-20-T22 - Bearing plate Ø 93,8-94,8 mm   | 18. 01-00035-001 - Hub plate, coned Ø 33,8 mm   |
| 8. 1090-20-T21 - Bearing plate Ø 90,8-91,8 mm   | 19. 01-00035-002 - Hub plate, coned Ø 38,8 mm   |
| 9. 01-00035-018 - Bearing plate Ø 86,8-88,8 mm  | 20. 01-00035-003 - Hub plate, coned Ø 43,8 mm   |
| 10. 01-00035-017 - Bearing plate Ø 83,5-85,8 mm | 21. 01-00035-004 - Hub plate, coned Ø 59,8 mm   |
| 11. 01-00035-016 - Bearing plate Ø 80,8-82,8 mm | 22. 01-00035-030 - Press pipe L=78 mm           |
|   | 23. 1090-20-M - Holder                          |




**Press clamp, axle shaft & hub removal**

1090-22

**Durable design with three press legs for efficient hub removal up to 22 ton.**

Suitable for vehicles/knuckles with flat surfaces behind the hub. Also axle shaft pressing is possible when using the pressing side on the following cylinders; 1090-02-WAL (22 T) or 01-00030 (18 T).



**Large bearing & hub cup**

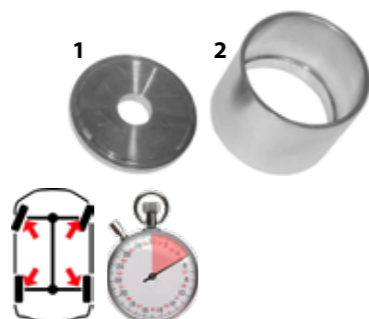
1090-26

Big bearing & hub cup for the dismantling of wheel bearings & hubs. The presspipe can be turned over to have a inside diameter of either Ø132 or Ø138 mm.

**Rec. cylinder 01-00030/1090-02-WAL**

**Contains these parts:**

- 1090-26-01 - Large press plate, two sided.
- 1090-26-02 - Large press pipe



**Slotted press plate**

1090-20-T20-B

**Slotted bearing plate to make it easier during install of the wheel bearing type GEN 1.**

External dimension Ø 87,8/86,8 mm and internal dimension oval hole 20,5 x 42,5 mm. The groove in this plate gives technicians the opportunity to adjust the wheel bearing when it goes in with an angle and straighten it up.



**Add-on wheel bearing & hub set front/rear: Audi Q7 -2015 , VW Touareg -2018 / Porsche Cayenne 2011** 01-00038

**The wheel bearing is replaced directly on the car without time consuming dismantling. The entire job is done in around 30 minutes with this set**

The parts are designed to protect the ABS-sensor and other sensitive parts. Hub removal is made very easy with 01-00037. Bearing removal with 01-00041, is not included in the set.

**Rec. cylinder 01-00030/1090-02-WAL**

**Contains these parts**


- 01-00035-003 - Hub plate, coned Ø 43,8 mm
- 01-00035-012 - Bearing plate Ø 65,8-66,8 mm\*
- 01-00035-030 - Press pipe L=78 mm
- 1090-20-T21 - Bearing plate Ø 90,8-91,8 mm\*
- 1090-20-T22 - Bearing plate Ø 93,8-94,8 mm\*

\*Inner Ø 23 mm



Updated (nr. 4-5)

Step 1 Step 2 Step 3 Step 4



**Wheel bearing set front / rear - Land Rover Range Rover with aluminum knuckles.**

01-00050-100

**This set will avoid time consuming jobs in the shop press, the fragile aluminum knuckles can easily be damaged in the shop press when the bearings are seized.**

The following models from Land Rover and Range Rover have pressed in generation 1-wheel bearings in five different types of aluminum knuckles, front and rear:

**Land Rover** Discovery Sport L494 2013 – 2019, Discovery Sport L550 2019 -, Discovery 5 L462 2017 -.

**Range Rover** Sport L494 2013 -, Vogue L405 2012, Evoque L538 2011 -. Velar L560 2017, Defender L663 2020 -.

This set is developed for a quick and hassle free replacement of these wheel bearings without damage on the fragile knuckles directly on these vehicles. No time-consuming dismantling of the advanced wheel suspension is needed.

Even the ABS sensor contacts are left untouched, total labor-time is just 30 minutes. The wheel bearings are secured with a circlip in the knuckle. Both the circlip and the wheel bearing get severely stuck due to corrosion over time. For easier removal pre-tension can be applied to the circlip/snap ring with items in this set.



**Rec. cylinder 1090-02-WAL / 01-00030**

**Contains these parts:**

- 01-00050 - Hub/bearing Tool
- 01-00035-030 - Press plate L=78 mm
- 01-00035-012 - Bearing plate Ø 65,8-66,8 mm\*
- 01-00035-003 - Hub plate, coned Ø 43,8 mm
- 01-00050-010 - Bearing plate Ø 85-98 mm
- 1090-20-T22 - Bearing plate Ø 93,8-94,8 mm\*
- 01-00050-011 - Holding plate Ø 89-105 mm\*

**Buy parts of the set**



**Delivered in a foam**



**See also 04-00028-200**

**Dismantling of suspension arms**

Range Rover L405, 2013 - ... ;  
Sport L494, 2014 - ...  
Discovery 5 L462, 2017 - ...  
Defender L663, 2020 - ...



See page 43



**Compact wheel bearing removal tool**

01-00041

**Universal tool for removing of compact wheel bearings, with or without a locking ring.**

Max pressure 22 ton. It's adjustable to fit future bearing sizes and all current VW Lupo, Polo, Transporter 5 and 6, Audi A2, Seat Cordoba and Skoda Fabia. Volvo V50/S40, V70/ S80 and XC60. Ford Focus, C max, Mondeo, S-Max and Kuga. Mazda 3 and 5. Landrover Freelander 2. Mercedes Vito and Sprinter. Mitsubishi Colt, Smart Forfour, Peugeot, Citroen, Flat, Opel and Toyota with this type of bearing. This tool can also be used as a hub puller on most other cars, also BMW.

All in all the tool now weighs 1kg less and is easier to adjust since only one press side is used. The longer forged pressfeet enable a complete removal for wheel bearings on MB Sprinter and VW Crafter using hub/bearing puller 01-00045, MB Vito and Viano using hub/bearing puller 01-00040.

**Rec. cylinder 01-00030/1090-02-WAL**

**Contains these parts:**

1. (2x) 01-00041-001 - Press foot
2. 01-00041-002 - Fixing plate
3. (2x) 01-00018-003 - Knob screw set
4. (2x) 01-00018-004 - Screw

**1090-25-10 Coned dismantling plate**

Universal plate for removing compact wheel bearings. Fits all sizes. Inner Ø 21 mm.



Press foot set 01-00041-020



In Use



**Compact wheel bearing mounting tool**

01-00033

**Adaptable with our unique dismantling tool 01-00041-020**

Universal tool for **mounting** the new type of compact wheel bearings, with or without locking ring. It's adjustable to fit future bearing sizes and all current VW Lupo, Polo, Transporter 5 and 6, Audi A2, Seat Cordoba and Skoda Fabia. Volvo V50/ S40, V40, C30, V70/ S80 and XC60. Ford Focus, C max, Mondeo, S-Max and Kuga. Mazda 3 and 5. Landrover Freelander 2. Mercedes Vito and Sprinter. Mitsubishi Colt, Smart Forfour, Peugeot, Citroen, Fiat, Opel and Toyota with this type of bearing. This tool can also be used in a garage press.

**Rec. cylinder 01-00030/1090-02-WAL**

**Contains these parts:**

1. (2x) 01-00033-001 - Press foot
2. 01-00041-002 - Fixing plate
3. (2x) 01-00018-003 - Knob screw set
4. (2x) 01-00018-004 - Screw



Press foot set 01-00033-020



In Use



**Guidesats mounting**

01-00033-200


**No more problem when mounting Gen 2 wheel bearing!**

The guides in the set prevent the bearing from tipping in not straight during mounting. Several bearing brands can be difficult to mount straight into the knuckle, regardless method, or tool. The set contains one guide fixture, a storage foam and five different guides to fit the following bearing types.

**Used in combination with universal mounting tool 01-00033**

1. 01-00033-201 - Guide fixture
2. 01-00033-202 - 26,3 mm - Volvo/Ford/ Ø 78 mm bearing
3. 01-00033-203 - 27,2 mm - Peugeot/Citroën/Toyota/Opel/Fiat Ø 92mm bearing
4. 01-00033-204 - 27,4 mm - VW/Audi/Seat/Skoda Ø 72-78mm bearing
5. 01-00033-205 - 29,5 mm - Volvo/Ford/Landrover Ø82mm bearing
6. 01-00033-206 - 29,6 mm - VW Ø 85mm bearing

**Delivered in a foam**



In use




**Recommended product Drawbar M20 (RES4042)**



**Holding plate**

1090-25-11

For mounting compact wheel bearings on VW Lupo, Polo 9N and equivalent models on Audi, Seat and Skoda with 01-00033. Inner Ø 21 mm.



**Mounting ring**

1090-25-13

For mounting compact wheel bearings on Ford Mondeo, S-Max and Volvo V70 etc. 2007- with 01-00033.



**Holding plate**

1090-25-12


For mounting compact wheel bearings on VW T5/T6, Peugeot, Citroën, Toyota, Opel and Fiat with 01-00033 or 1090-25. Inner Ø 20,25 mm.



**Mounting ring**

1090-25-15

The mounting ring is needed for a correct mounting of the rear wheel bearing on Peugeot Expert (Traveller), Citroen Jumpy (Spacetourer) and Toyota Proace (Proace Verso) 2016 -. To be used with mounting tool 01-00033



**Holding plate**

1090-25-14

For mounting compact wheel bearings on Ford Mondeo, Volvo V70 etc. 2007-, Ford Focus, Mazda 3 and 5, Volvo S40/V50 2004- also Ford Focus C-max, S-Max, Kuga, Freelander 2 with 01-00033. Inner Ø 20,25 mm.



**Holding plate**

1090-25-16

VW: Polo 2018-, T-Cross, Taigo. Audi: A1 2018-. Seat: Ibiza 2018-, Arona. Skoda: Scala, Kamiq, Fabia 2021-. Mitsubishi: Colt 2004 - 2013 Smart: Forfour 2004 - 2006. Used with 01-00033. Inner Ø 20,5 mm.



**Rear wheel bearing set**
**02-00012**

Peugeot Expert (Traveller), Citroën Jumpy (Spacetourer), Toyota Proace (Proace Verso) 2016 -, Opel Vivaro C 2019 -, Opel Zafira 2019 -, Fiat Scudo (Ulysse) 2022-


**The rear wheel bearing is replaced directly on the car without time consuming dismantling.**

This bearing is a 92 mm compact type, also called HBU 2.1 or generation 2. These bearings get damaged internally when mounting incorrectly by pressing on the hub. Only the outer bearing race should be used for correct mounting. The set is designed to remove the bearings even with solid (without hole) hubs and mounting the new bearing with open hub for the CV axle. Mounting ring 1090-25-15 gives a correct position towards the bearing during mounting. The majority of the parts in the set is used for all other compact bearings on the market. The set also comes with a 300 mm M22/20 drawbar with a nut, required when using the 18 Ton cylinder 01-00030.

**Note that the bearing needs to be pressed twice with the 18 ton cylinder for a correct mounting.**

**Rec. cylinder 01-00030/1090-02-WAL**
**Contains these parts:**

1. 01-00041 - Compact wheel bearing dismantling tool
2. 01-00033-020 - Set of two pressure feet 01-00033-001
3. 01-00040 - Hub-/bearing puller
4. 1090-25-10 - Coned dismantling plate
5. 1090-25-12 - Holding plate
6. 1090-25-15 - Mounting ring  
(Peugeot, Citroën, Toyota, Opel, Fiat)
7. 1090-32-20 - Drawbar set M20


**In Use**


The center of factory installed bearings are normally blocked

**Dismantling**
**Mounting**
**Front wheel bearing set**
**02-00015**

Up to 3,5T Mercedes Sprinter (2006 - ), VW Crafter (2006 - 2016), Vito (2004 - ) Viano (2004 - ) with wheelbearings generation 2.

The bearing set makes it possible to replace the wheel bearing directly on the vehicle with significant time reduction. No wheel alignment is needed. This type of wheel bearing will get damaged on the inside if pressure is applied on the hub during mounting. Instead use 01-00033-020 to reach around the hub and apply pressure directly on the bearing. The full set contains several universal tools for many other jobs. There are also two smaller add on sets available to make the set very cost efficient. See in the list what's included and needed for full function.



**A storage foam is included in all three sets, it's designed to fit in the tool trolley**


**02-00015** - Complete set with all parts, See parts in the set no: 1 - 16.

**02-00015-010** - Add on set to be used with existing tools as 01-00041 (with threaded fixing plate 01-00041-002). 01-00033-020. See parts in the set no: **4 - 16**.

**02-00015-015** - Fixture set with the unique parts for VW Crafter, MB Sprinter, Vito and Viano. A cost efficient add on set when all other tools are already in use. See parts in the set no: **6 - 16**.

**Rec. cylinder 01-00030/1090-02-WAL**
**Contains these parts:**

1. 01-00041 - Compact wheel bearing dismantling tool
2. 01-00033-020 - Set of two pressure feet 01-00033-001
3. 01-00040 - Hub-/bearing puller 4/5 hole 92-131 mm
4. 01-00045-001 - Hub plate
5. 01-00042-003 - Drawbar M22 L=121 mm
6. 02-00015-001 - Press axle
7. 02-00015-002 - Fixture plate
8. 02-00015-003 - Press rod 266 mm
9. 02-00015-004 - Conic bolt
10. (2x) 02-00015-005 - Press rod 242 mm
11. 02-00015-006 - Plate for press rod
12. 02-00015-007 - Extender plate
13. (4x) 09-000111 - Spacer 28x14,5x3
14. (6x) 01-00041-005 - Screw M14x45 10,9 hexsocket
15. 1090-60-04 - Bolt M16x40 mm
16. 04-00022-018 - Foam


**In Use**

**Delivered in a foam**

**Front wheel bearing add-on , Mercedes Sprinter 4-5 T**
**02-00015-101**

Longer version of the 02-00015-006 to fit the larger CC measure on Mercedes Sprinter 4-5 T.


**In Use**


**Dismantling tool**

Designed for removing rusted and seized bolted wheel bearings with up to 22 tons. The deep and tight fitting in the knuckle often gets corroded from water and salt during many years on the road, seizing the bearing in place. With the two adjustable press feet on the fixing plate, required press surfaces can be reached on the knuckle on most cars and SUV's with bolted bearings. This method is very efficient and minimizes the risk of bending or cracking the fragile knuckles.

Rec. cylinder 01-00030/1090-02-WAL

**For 4 Bolted wheel bearing/hub**

**01-00026**

Both press feet have two different sides, which are selected according to the vehicle/bearing design, adjustment is very easy. Designed and tested on the majority of 4 bolted wheel bearings. Front and rear on: VW, Audi, Seat, Skoda, Volvo, Ford, Mazda, Toyota, Mitsubishi etc.

**Pressfoot 01-00026-001** used in pairs (01-00026-020) and can be ordered separately for use in tool 01-00041 (dismantling tool compact wheel bearing).

(Used with hub plate 01-00035-001, -002, -003, -004.)

**Contains these parts:**

1. (2x) 01-00026-001 - Press foot
2. 01-00041-002 - Fixing plate
3. (2x) 01-00018-003 - Knob screw set
4. (2x) 01-00018-004 - Screw



Press foot set 01-00026-020

**For 3- & some 4 bolts wheel bearing/hub**

**01-00027**

Fits on VW, Audi, Opel, GM, Toyota, RAM 1500 etc. Both press feet have two different sides, which are selected according to the vehicle/bearing design, adjustment is very easy. Designed and tested on the majority of 3 bolted wheel bearings, front and rear.

**Pressfoot 01-00027-001** is used in pairs (01-00027-020) and can also be ordered separately for use in 01-00041 (dismantling tool for compact wheel bearings).

(Used with hub plate 01-00035-001, -002, -003, -004.)

**Contains these parts:**

1. (2x) 01-00027-001 - Press foot
2. 01-00041-002 - Fixing plate
3. (2x) 01-00018-003 - Knob screw set
4. (2x) 01-00018-004 - Screw



Press foot set 01-00027-020

**In Use**

**"I love your tools. Should have bought them years ago. Makes doing wheel bearing changes so much easier."**

-Robert Wall, Kars Automotive, USA.



EU Protected Design - RCD No. 003477090-0001/0002, EU Patent No. EP 3323553, US Patent No. US 10.532.450, US Design Patent No. US D850.226

**Dismantling tool for 4 bolted wheel bearing/hubs with uneven brake shields**

**01-00047**

Designed for removing rusted and seized bolted wheel bearings with up to 22 tons.

The deep and tight fitting in the knuckle often gets corroded from water and salt during many years on the road, seizing the bearing in place. With the two adjustable press feet on the fixing plate, required press surfaces can be reached on the knuckle on most cars and SUV's with bolted bearings. This method is very efficient and minimizes the risk of bending or cracking the fragile knuckles. The following models are a few samples of where this tool is very useful: Subaru Forester, XV and Outback. Toyota Aygo and Avensis. Citroën C1, Peugeot 108, Opel Vectra Zafira, Chrysler Voyager, Hyundai I10 and more. These models have uneven brake shields in the rear due to parking/emergency brake with drum brakes. When the bearing has no center hole or the cv axle is still in the hub the tool is used with hub/bearing tool 01-00040 and 01-00042 for an easy operation

**The tool can also be used with press plates** 01-00035-001, -002, -003, -004 in case of an open center hole in the bearing

**The press feet 01-00047-001** is used in pairs (01-00047-020).

Rec. cylinder 01-00030/1090-02-WAL

**Contains these parts:**

1. (2x) 01-00047-001 - Press foot
2. 01-00041-002 - Fixing plate
3. (2x) 01-00018-003 - Knob screw set
4. (2x) 01-00018-004 - Screw



Press foot set 01-00047-020

**In Use**

**"A lot of jobs would be impossible without these tools, the speed is a huge bonus. Without Wallmek tools in the shop the productivity and efficiency would be lower, simply more hassle!"**

-Kjell Andersson, Alvesta Bilservice AB, Sweden



The press feet get access to the small surfaces close to the bearing, pressing on the knuckle behind the brake shield.

EU Protected Design - RCD No. 003477090-0001/0002, EU Patent No. EP 3323553, US Patent No. US 10.532.450, US Design Patent No. US D850.226

**Extender set 30 mm**

**01-00041-100**

**Extender set for the 01-00041-002 fixing plate to be used with all our press-feet. The extender adds +30 mm and is designed to help with dismantling.** Bearings with an extra-long guiding or a raised housing are harder to reach, and this extender set is the solution for this problem. Newer bearings have longer guidings and tend to seize in the housing.

**Contains these parts:**

1. (2x) 01-00041-101 - Extension block 30 mm
2. (2x) 01-00041-102 - Screw 65mm



**In Use**




**Hub-/bearing puller for wheel bearing dismantling 4/5 bolt 92 - 131 mm****01-00040**

The hub-/bearing puller makes bearing dismantling possible and easy when the hub axle is closed or when the axle shaft is still in the hub. The job is done directly on the car without time consuming dismantling.

The puller is used with bearing dismantling tool 01-00026, 01-00027 or 01-00047 and with one of our hydraulic cylinders from 18 – 22 ton (max load 18 ton). **Bolt diameter:** 4/5 holed – 92 – 131 mm. Slide hammer no. 1064 can be used as a manual solution, then together with adapter RES4029.

**Rec. cylinder 01-00030/1090-02-WAL****Contains these parts:**

- 01-00040-001 - Hub plate
- 01-00040-002 - Drawbar M22, 90 mm
- 01-00040-003 - Drawbar M22, 65 mm

**In Use**

EU Protected Design - RCD No. 003436518--0001/0002, US Design Patent USD863.001

**Hub/bearing puller for wheel bearing dismantling 5 bolt 120 – 170 mm****01-00049**

Hub/bearing puller for larger SUV, Pickup, RAM 1500 and vans with 5 bolted hubs.

Very useful on Ram 1500, Ford Transit (2014 -) and many more. This larger model of 01-00040 makes dismantling of bolted-in bearings with a closed center hole or with the axle still in the hub a lot easier. In the case that the hub is dismantled separate, bearing puller 01-00042-B is used for pulling out the seized bearing housing. The job is done directly on the vehicle with a minimum of time-consuming demounting. To be used with the following dismantling tools: 01-00026, 01-00027, 01-00046 or 01-00047 and with hydraulic cylinders from 18–22 ton (max load 32 ton). **Bolt diameter:** 5 bolt – 120 – 170 mm.

**Rec. cylinder 01-00030/1090-02-WAL****Contains these parts:**

- 01-00049-001 - Hub plate
- 01-00040-002 - Drawbar M22, 90 mm
- 01-00040-003 - Drawbar M22, 65 mm

**In Use**

Bearing dismantling  
Ram 1500 (5-bolted hub)

**Wheel bearing puller for 3 – 4 bolted bearings with removed hubs****01-00042-B**

This tool is developed for time saving jobs directly on the car, in most cases also with the axle shaft still in the hub. Suitable for VW, Audi, Seat, Skoda, Subaru, Mitsubishi, Ford, GM, Dodge/Ram e.t.c

The bolted bearings can be rusted and stuck in the aluminum or steel knuckle. In many cases the old hub needs to be reused in the new bearing and has to be dismantled. The hub/bearing tool 01-00040 or the new 01-00049 is used (not included) when removing the hub. Using the bolts from the old bearing and the four washers from the set the fixture plate is fixed to the bearing. Dismantling tool 01-00026, 01-00047 (4 bolt) or 01-00027 (3-4 bolt) is used as a press fixture when pressing out the stuck bearing. The job is done with one of our cylinders from 18 – 22 ton (max pressure 18 ton).

**Rec. cylinder 01-00030/1090-02-WAL****Contains these parts:**


- 01-00042-101 - Bearing plate
- (4x) 01-00042-102 - Washer
- 01-00042-003 - Drawbar M22, 121 mm

**In Use****Screw set M12x1,25 - Subaru etc. 01-00042-010**

Wheel bearing removal rear on Subaru with 01-00042-B requires longer bearing bolts. The bolts in the set (4 pcs) are M12x1,25x100 mm and fits in the bearing holders' thread. The washers in 01-00042-B are used with the flat side towards the bolt head. Fit model: **Legacy, Impreza, Forester, Outback, XV** etc.

**Screw set M12x1,5 - VW, VAG etc. 01-00042-011**

When dismantling the wheel bearing on VW, Audi etc., these longer bolts are needed on the larger models. The four screws. M12x 1,5x 60 mm comes in the correct length thread length and material for the job. The washers in 01-00042-B are used with the flat side towards the bolt head.




**Universal wheel bearing set for 6/8 bolted hubs nav, 4x4 (01-00046, -45, 44-030 in foam) 01-00046-300**

**A combined tool set for pressing out corroded CV axels and wheel bearings on Pick up's and SUV 150-350, 1500-3500 with 6/8 bolted hubs with up to 180 mm bolt diameter.**

The tools reduce the labor time considerable when working on brands like Mitsubishi, Toyota, Nissan, Mazda, Dodge, Chevrolet, GMC, Ford (4x4) etc. Wheel bearings with or without center hole or with the CV axle still in the hub are removed directly from the vehicle without damaging the knuckles/spindle. Delivered with foam for storage.

**Rec. cylinder 01-00030/1090-02-WAL**

**Contains these parts:**

1. 01-00046 - Dismantling tool for 3/4 bolted bearings
2. 01-00045 - Hub/bearing tool 6/8 bolt
3. 01-00044-030 - Set of 2 pressure feet inc. bolts & washers
4. 04-00022-015 - Foam for drawer

**In Use**



**Delivered in Foam**


**PARTS FROM 01-00046-300 CAN BE BOUGHT SEPARATELY (01-00044, 01-00045, 01-00046)**
**Axle shaft, CV-joint tool 6/8 bolt 01-00044**

**Adjustable tool for efficient axle shaft pressing for 6/8 bolted hubs.**

The design of the adjustable fixing plate in combination with the press feet covers: **Bolt pattern: 6 bolt 114-140 mm and 8 bolt 165-180 mm.** The tool allows 22 tons press force in combination with hammering when pressing out a rusted or glued axle shaft. The special hammering function creates a 3,5 times effect/force, heating of the car parts can then be avoided totally. The wheel bolts or nuts from the vehicle are used for bolting the tool on the hub.

The press fet set 01-00044-030 can be ordered separately for use on the following tools (with the updated fixture plate 01-00041-002); 01-00026, 01-00027, 01-00033, 01-00037 and 01-00041.

**Rec. cylinder 01-00030/1090-02-WAL**

**Contains these parts:**

1. (2x) 01-00044-001 - Press feet
2. 01-00041-002 - Fixing plate 1 1/2" thread
3. (2x) 01-00041-003 - Sliding plate
4. (2x) 01-00018-004 - Screw
5. (4x) 01-00041-005 - Screw M14x45 10.9, hex

**In Use**


**Hub/Bearing puller for 6/8 bolted hubs 01-00045**

**A problem solving tool for removing bolted wheel bearing/hub units that are rusted and seized in the wheel knuckle.**

In most cases the axle shaft can remain in the hub when the bearing is pulled out. This saves lots of time and is in many cases a must when working with Mitsubishi, Toyota, Nissan, Mazda, Dodge, Chevrolet, GMC Ford (4x4) etc.

Time consuming dismantling, heating and hammering can be avoided altogether. The tool is bolted to the hub with 6/8 bolts using the wheel bolts/nuts from the car. The hub is then pulled out using a bearing puller 01-00046 directly from the car without extra dismantling. The bearing is pulled out quickly and easily with up to 22 ton. Bolt diameter: **6 bolt 111,5 - 142,5mm, 8 bolt 162,5 - 182,5 mm.**

**M22 drawbar connects to 1090-02-WAL/ 01-00030**

**Contains these parts:**

1. 01-00045-001 - Hub plate 6/8 bolt
2. 01-00040-002 - Drawbar M22, 90 mm
3. 01-00042-003 - Drawbar M22. 10.9, 121 mm



**In Use**


**Dismantling tool for 3/4 bolted wheel bearings on SUV/US models with 6/8 wheel bolts 01-00046**

Bolted wheel bearings with deeper fittings in aluminium or steel wheel knuckles are often seized badly with rust after a few years. Instead of destroying the parts by heating and hammering or cracking it in the shop press the bearing can quickly and easily be pressed out directly on the vehicle with this new dismantling tool.

It can be used with only a hydraulic cylinder when the axle shaft is removed. It can also be used with a special hub plate 01-00045 when the axle shaft still is located in the hub. This will save lots of time and is in many cases a must (Dodge, Chevrolet, GMC and Ford Pickup truck).

The design of the press feet allows access on both 3 and 4 bolted wheel bearings on SUV and Pickup trucks (Mitsubishi, Toyota, Nissan, Mazda, Dodge, Chevrolet, GMC Ford (4x4) etc.) The adjustable fixing plate in combination with the design of the press feet make it possible to remove even the largest hubs, measuring up to Ø 245 mm. The two press feet can also be ordered as a pair in set; 01-00046-020.

**Rec. cylinder 01-00030/1090-02-WAL**

**Contains these parts:**

1. (2x) 01-00046-001 - Press foot
2. 01-00041-002 - Fixing plate
3. (2x) 01-00018-003 - Knob screw set
4. (2x) 01-00018-004 - Screw



**01-00046-020**

**Rear axle, wheel bearing puller set**

01-00046-100

**Efficient and safe dismantling of wheel bearings from the rear half shaft on VW Amarok 2010-, Mitsubishi L200 2006-, Toyota Hilux 2005-, Mercedes X-Class**

The hub axle is pulled out from the wheel bearing with the help of hub plate 01-00040 (4-5 bolt) or 01-00045 (6 – 8 bolt). The bearing holder is pushed back by the specially designed dismantling tool 01-00046, without any damaged to the dust/brake shield.

**The job is done in matter of minutes, without any rigging or struggle in the shop press.**


The tools in this set are also very useful working on the front wheel bearings on most pick-up and SUV models, see info of 01-00046-300.

**Rec. cylinder 01-00030/1090-02-WAL**

**Contains these parts:**

- 01-00046 - Dismantling tool
- 01-00040 - Hub-/bearing puller
- 01-00045-001 - Hub plate 6/8 bult
- (2x) 01-00046-111 - Distance piece
- 01-00042-003 - Drawbar M22 10.9, 121 mm

**In Use**



01-00046-111



**Pressadapter 01-00046-111**

**Toyota Hilux, Mitsubishi L200 & Mercedes X-Class**  
The 6 bolted hub axle is pulled out from the bearing with 01-00045 on the hub and 01-00046 & press adapters 01-00046-111 (2 pcs) on the bearing holder.

**Rec. cylinder 01-00030/1090-02-WAL**

**VW Amarok rear wheel bearing set**

01-00046-110

Set with specific tools for Amarok the job is done in matter of minutes, without any rigging or struggle in the shop press.

**VW Amarok:** The 5 bolted hub axle is pulled out from the bearing with 01-00040 on the hub and 01-00046 on the bearing holder. Installing of new bearing is done in a workshop press.

**Rec. cylinder 01-00030/1090-02-WAL**

**Contains these parts:**

- 01-00046 - Dismantling tool
- 01-00040-001 - Hub-/bearing puller
- 01-00040-002 - Drawbar M22, 90mm
- 01-00042-003 - Drawbar M22. 121mm

**In Use**



**Axle shaft tool 4/5 holes**

1090-30

**This tool is specially developed for pressing out rusted & glued axle shafts directly on the car. This job only takes 5 min.**


The holes for the wheel bolts are oval to fit on almost all passenger cars with 4/5 holed hubs. With this equipment you avoid heating, splitting of the axle shaft or damage to other parts. Bolt on to the hub using the cars own wheel bolts, attach the cylinder, start pressing for extra power fit a punching socket 1086-6 and then hammer on it. The tool can also be used for pulling wheel hubs with striking tool 1064 and adapter 1068.

**Bolt dia 4 hole – 92-120 mm / 5 hole – 98-131 mm.**  
For 6/8 bolted; see page 24, art.nr. 01-00044.

**Rec. cylinder 01-00030/1090-02-WAL**

**Contains these parts:**

- 1090-30-4 - Axle shaft tool, 4 hole
- 1090-30-5 - Axle shaft tool, 5 hole

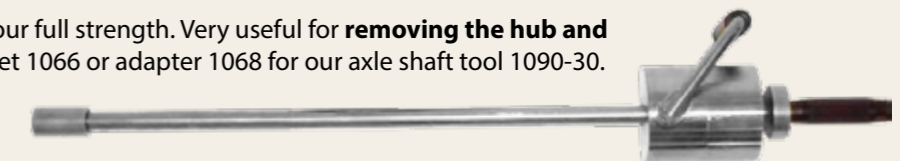


**Slide hammer 5,2 kg**

1064

**Ergonomic slide hammer with 5,2 kg weight.**

The side mounted handle makes it easy to use your full strength. Very useful for **removing the hub and brake disc at the same time.** For use with hub set 1066 or adapter 1068 for our axle shaft tool 1090-30.



**Adapter from 1064 to 1090-30**

1068

Adapter for using the slide hammer 1064 with axle shaft tool 1090-30 **for removal of wheel hubs.**



**Follow us on social media!**  
Get news, tips and ideas first!



**Mounting set**  
 BMW drive shafts, hydraulic 01-00024

The drive shaft is easily mounted using an 8.5 ton hydraulic cylinder that pulls the shaft into the right position. Adapters of high-strength steel for the shafts with M24x1.5 and M27x1.5 threads are included in the set, these are also available as accessories.

**Contains these parts:**

- 01-00024-001 - Adapter for M24x1,5
- 01-00024-002 - Adapter for M27x1,5
- RES4027 - Drawbar M22, 250mm
- 01-00001-203 - Press pipe 44,7mm
- 03-00015 - Hydraulic cylinder 8,5 ton


**In Use**

**Mounting set with Adapter M24x2** 01-00050-200
**Contains these parts:**

- RES4027 - Drawbar M22, 250mm
- 01-00001-203 - Press pipe 44,7mm
- 03-00015 - Hydraulic cylinder 8,5 ton
- 01-00050-201 - Adapter M24x2


**Mounting set**  
 BMW drive shafts, manual 01-00024-010

The drive shaft is mounted manually using an M22 drawbar and nut that pulls the shaft into the right position. Adapters of high-strength steel for the shafts with M24x1.5 and M27x1.5 threads are included in the set, these are also available as accessories.

**Contains these parts:**

- 01-00024-001 - Adapter for M24 x1,5
- 01-00024-002 - Adapter for M27x1,5
- RES4027 - Drawbar M22, 250mm
- 01-00001-203 - Press pipe 44,7mm
- 01-00024-005 - Trush washer
- RES4025 - Flange nut M22


**In Use**

**Mounting set with Adapter M24x2** 01-00050-210
**Contains these parts:**

- RES4025 - Flange nut M22
- RES4027 - Drawbar M22, 250mm
- 01-00001-203 - Press pipe 44,7mm
- 01-00024-005 - Trush washer
- 01-00050-201 - Adapter M24x2


**Axle shaft tool, 5 holes, light commercial vehicles** 1091-28

This tool is specially developed for pressing out rusted and glued axle shafts directly on the vehicle. This job only takes 5 min.

The holes for the wheel bolts are oval to fit on all light commercial vehicles with 5 holed hubs. With this equipment you avoid heating, splitting of the axle shaft or damage to other parts. Bolt on to the hub using the cars own wheel bolts, mount the cylinder, start pressing and for extra power fit a punching socket 1086-6 and then hit it with a hammer

**Bolt pattern Ø 119-172 mm.** Included in set 1091-15 and 02-00008.

**Rec. cylinder 03-00028**

**In Use**

**Accessories to 1091-28**

Adapter G1 ½" to G2 ½" - 11  
 (16 and 22 ton cylinder - 32 tons cylinder thread)


**1068-05**
**Special bolt nut M16x1,5**
**04-00007-001**

Designed to be used with axle shaft tool 1091-28 when pressing axles or rear wheel bearings.

Fits Peugeot Boxer, Citroën Jumper, Fiat Ducato, Renault Master and more. (5 pcs needed).


**Special bolt nut M14x2**
**04-00007-004**

Designed to be used with axle shaft tool 1091-28 when pressing axles or rear wheel bearings.

Fits Ford Transit -2014. (5 pcs needed).  
 Used with axle shaft tool 1091-28.


**Special bolt nut M14x1,5**
**04-00007-005**

Designed to be used with axle shaft tool 1091-28 when pressing axles or rear wheel bearings.

Fits Ford Transit 2014- .... (5 pcs needed).  
 Used with axle shaft tool 1091-28.



**Dismantling tool for the inner CV joint - Including slide hammer**
**01-00053**

**Universal design, quick and safe dismantling from the gearbox** The set is delivered with an adjustable axle shaft holder and a powerful 5 kg slide hammer.


Often the inner axle shafts on the left side get severely stuck in the gearbox. A square shaped lock ring and rust in the splines is what's causing this problem. This new adjustable fixture is designed to be closed around the axle shaft, allowing a 100% straight and powerful strike with the slide hammer. No bending or flexing of the axle, engine covers and brackets under the vehicle can be left untouched. The fixture can be taken apart in two parts for easier mounting if the area around the axle are limited.

Prybars and similar tools can be a real challenge, the whole engine cover needs to be removed to get access. It's hard to reach the axle shaft due to limited access, these old methods can also damage the gearbox due to the bending of the axle. By adjusting the shaft holder, the tool will cover compact cars and up to light commercial and pick-up size.

**The tool can also be ordered without slide hammer, art nr: 01-00053-100**

**Contains these parts:**

1. 01-00053-030 - Inner axle shaft clamp
2. 01-00053-034 - Axle bolt int. thread M14
3. 09-000192 - Stop screw M14x60 10.9 ob
4. 01-00053-036 - Special nut M14
5. 01-00053-011 - Hook int. thread M18
6. 1064 - Slide hammer 5,2 kg



EU Protected design RCD no. 015005813-0001


**Storage foam**
**04-00022-029**
**Room for 01-00055 & 01-00053**

The storage foam is made for both 01-00055 and 01-00053-100. Foam sold separately (04-00022-029)


**Dismantling tool for the outer CV joint - including slide hammer**
**01-00055**

**A powerful and very efficient dismantling tool for the outer CV joint. This method prevents pulling, hammering, or risk of damaging the joint bearing.**

Other methods normally damage the bearing internally by pulling hard in the axle or the bearing casing. 01-00055 contains also a 5 kg slide hammer and a strong axle support with a chain tensioner. This makes it possible to dismantle the CV joint directly on the vehicle. The joint is secured in the puller to prevent accidents and from debris in the grease when falling to the floor.

If set 01-00053 for the inner axle joint are in use, this set can be ordered in different stages:

1. **01-00055** Set with outer CV joint puller, slide hammer and axle support.
2. **01-00055-030** Puller for outer CV joint (to be used with slide hammer).
3. **01-00055-050** Axle support with chain and tensioner (axle can stay on the vehicle).
4. **04-00022-029** Storage foam, sold separately. Room for 01-00055 and 01-00053.

For a complete set with slide hammer, puller for inner CV joint (from gearbox) and outer CV joint from axle with axle support, the following items are recommended: 01-00055, 01-00053-100, 04-00022-029 see below.


**Bracket RAM 1500**
**01-00055-060**

**Add-on bracket for intermediate shaft on Dodge RAM 1500 2002-2021.**

Dismantling from both diff and axle is possible


**Counterhold Half Ø24 mm**
**01-00055-070**


The counterhold half provides the correct contact surface during removal of the outer CV joint. Used with the updated puller frame 01-00055 for the outer CV joint removal. The tool works on the smallest passenger cars with limited space and drive shafts with a smaller diameter than 24 mm. Known models with smaller drive shafts: Nissan Micra, Hyundai i10, Citroën C1, Peugeot 108, Toyota Aygo and more. The anvil half ensures proper contact during CV joint removal. Adjustment of the existing base tool without the updated design can be done easily - see 01-00055.



**Brake disc/rotor puller Ø260 - 336 mm (10 - 13.22") 01-00048**

**This new puller will safely and effectively pull the disc/rotor with Ø260 – 336 mm (10 – 13.22") off the hub with up to 22 Ton.**

Rusted and seized brake discs/rotors are an all too common problem on many car models. Heavy hammering is frequently used to get the disc/rotor off the hub. This is devastating for the wheel bearing and other sensitive parts in the wheel suspension, sometimes even triggering and deploying airbags. No damage on the wheel bearing or other sensitive parts, quick, easy and safe. The high force is spread out evenly on four positions to minimize the risk of cracking the disc/rotor. If the disc/rotor brakes off, the remaining disc/rotor hub guide can be cut by machine. In case the fixing plate 01-00041-002 is already available from other tools, 01-00048-030 (See parts in the set pos 3 – 8) can be used for a full function.



**Rec. cylinder 01-00030/1090-02-WAL**

**Contains these parts:**

1. 01-00041-002 - Fixing plate
2. (2x) 01-00018-004 - Screw
3. (4x) 01-00048-001 - Puller arm
4. (2x) 01-00048-002 - Fixing plate
5. (2x) 01-00041-003 - Sliding plate
6. (8x) 01-00041-005 - Screw M14x45
7. 04-00028-011 - Safety strap
8. 04-00023-005 - Foam

**Delivered in a foam**

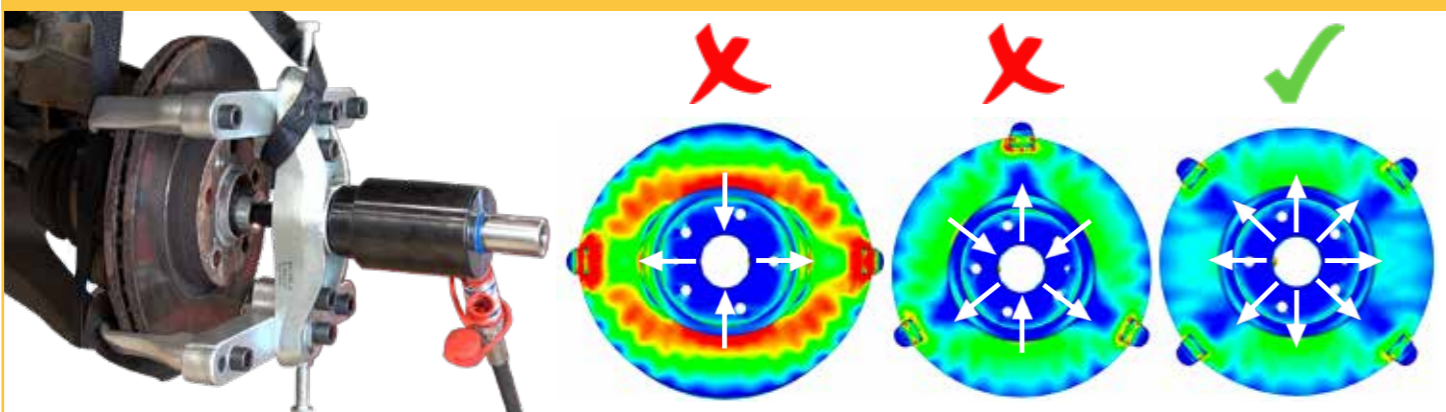


01-00048-030



EU Protected Design - RCD No. 003477090-0001/0002, EU Patent No. EP 3323553,  
US Patent No. US 10.532.450, US Design Patent No. US D850.226, EU Protected Design - RCD No. 007749148-0001

**In Use**




**Extention tool set for disc/rotor, max Ø 390 mm 01-00048-100**

**Presses disc/rotors up to Ø 390 mm (15,35") without destroying the wheel bearings even when the disc/rotor is over 336 mm.**

This add on set is used with 01-00048 brake disc/rotor puller. The need can be seen on high performance models from Volvo, BMW, MB, Porsche, Tesla and more. Also front and rear on US-pickup 150 – 350 and 1500 – 3500, Dodge, Chevrolet, GMC Ford.

**Contains these parts:**

1. (4x) 01-00048-101 - Extender plate
2. (4x) 01-00048-103 - Extender legs
3. (8x) 01-00041-005 - Screw M14x45 Allen



**Widening set Ø330-390 mm 01-00048-050**

**Widening set (13"-15,35") to be used with 01-00048 to be able to take bigger brake discs/rotors.**

Needed for discs/rotors larger than Ø336 mm, EV, hybrids and performance cars.



**Press plate Iveco Daily +3,5T 01-00048-031**

When pressing the brake disc/rotor off from the hub on Iveco Daily +3,5 T, pressure on to the axle can damage the wheel bearing. The press plate is used as a distance to make pressing on 4 of the 9 brake disc bolts possible when they are threaded in the hub. The full press force will then not affect the axle or damage the wheel bearing, the bolts will transfer the power and safely press of the brake disc/rotor from the hub unit.

**In Use**



**Crank for brake disc 1011**

Crank for turning the brake disc when using scraper 1012 to clean the outer edge of it from rust.




**Scraper for brake disc 1012**

Scraper for cleaning the outer edge of brake discs and the position of the brake pads from rust. It's also possible to use crank 1011 for turning the brake disc when cleaning the brake disc.



**In Use**



**Wheel bearing set, front**
**02-00013**
**Peugeot Boxer, Citroën Jumper, Fiat Ducato 2007 -, Opel Movano 2022-Toyota Proace Max 2023-, Ram Promaster 1500 - 3500**

The wheel bearing is replaced directly on the car with minimum dismantling. Most bearings and hubs on these chassis are extremely stuck, they often need the power of 32 ton combined with punching force to be separated.

The set cover models from 2007 and newer.

This set can easily be complemented with bearing set rear 02-00014.

**In Use**

**Rec. cylinder 03-00028**

**Contains these parts:**

- 02-00011-002 - Press pipe
- 1091-17-02 - Press plate
- 1091-18 - Press ring
- 1091-17-06 - Holder
- 1091-17-05 - Bearing plate
- 1091-17-04 - Bearing plate
- 1091-17-07 - Hub plate
- 1091-17-09 - Hub plate
- 1091-17-08 - Press pipe


**Wheel bearing set, rear**
**02-00014**

**Peugeot Boxer, Citroën Jumper, Fiat Ducato 2007 -, Opel Movano 2022-Toyota Proace Max 2023-, Ram Promaster 1500 - 3500.** This set is developed for efficient and powerful removal and replacement of the rear wheel bearing. These models often have problems with stuck and rusted bearings on the rear axle stud. This normally makes the job very complicated without special tools. With this set in combination with the 32 Ton cylinder with hammering function will get the job done quickly and easily directly on the vehicle. Parts from bearing set front 02-00013 need to be used with this set, 1091-17-04 and 1091-17-07. The 5 holed axle shaft tool 1091-28 also fits most light commercial vehicles with 5 wheel studs.

**Rec. cylinder 03-00028**

**In Use**
**Contains these parts:**

- 1091-28 - Axle shaft tool, 5 holes
- 1090-15-B - Press socket
- 1091-15-01 - Adaptor ring


**Press ring**
**1091-17-01**
**Peugeot Boxer, Citroën Jumper, Fiat Ducato - 2007**

To be used in combination with 02-00013 and 1091-17-03 for dismantling front hub and wheel bearings on cars year 2007 and older.


**Rec. cylinder 03-00028**
**Press pipe**
**1091-17-03**
**Peugeot Boxer, Citroën Jumper, Fiat Ducato - 2007**

To be used in combination with 02-00013 and 1091-17-01 for dismantling front hub and wheel bearings on cars year 2007 and older.


**Rec. cylinder 03-00028**
**1091-10 Wheel bearing set, front, Ford Transit 2000-**
**1091-10**

The wheel bearing is replaced directly on the car with **minimum dismantling**. Also makes it possible to change a brake disc without damaging the wheel bearing. The set covers both sizes of Ford Transit, 78 mm and 87,5mm

**In Use**

**Rec. cylinder 03-00028**
**Contains these parts:**


- 1090-26-01 - Large press plate, double sided
- 1090-26-02 - Large press pipe
- 1091-10-04 - Hub plate, inner Ø 23 mm
- 1091-11 - Hub tool
- 1091-17-04 - Bearing plate, inner Ø 23 mm
- 1091-17-08 - Press pipe

**Note that 1090-26-01 and 1090-26-02 exist as own kit 1090-26.**


**Press plate for dismantling front wheel bearing, Ford Transit 2014 -**
**1091-11-05**

The press plate presses on the outer bearing case and prevents any damage on the bearing and ABS sensor when replacing the front brake disc/rotor on Ford Transit 2014 -.

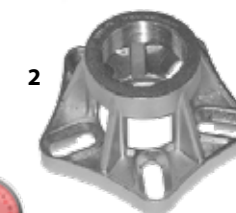
With an outer diameter of 86,4mm its adapted to fit Ford Transit models with equivalent measure behind the bearing with a visible outer bearing race. The press plate is used with wheel bearing tools for Ford Transit, 1091-10 or 1091-11.


**In Use**
**Wheel bearing set, rear Ford Transit**
**02-00008**

**Puller set for Ford Transit rear wheel bearing.** The tool can also be used in front when pressing out axle shafts from the hub. The nuts in the set are special made to fit Ford Transit up to 2014 with M14x2 thread. The puller can be fitted on most five holed hubs, with other or original nuts.

**Rec. cylinder 03-00028**
**In Use**
**Contains these parts:**

- (5x) 04-00007-004 - Special nut M14x2
- 1091-28 - Axle shaft tool, 5 hole, van


**Ford Transit , set**
**02-00008-010**

The kit contains a press socket that reinforces the axle pin on which the rear wheel bearing/hub is mounted to. A reinforced press rod and 5 conical wheel nuts; 04-00007-005 (M14x1.5) is included in the kit. The reinforced press socket and press rod allow significantly higher force when pressing out without damaging the threaded part of the axle. The nuts are intended for Ford Transit 2014 - when the rear wheel bearing is pressed off with hub tool 1091-28 or rear wheel bearing kit 02-00008

**Rec. cylinder 03-00028**
**Contains these parts:**

- 03-00006-020 - Press socket Ford Transit, rear
- (5x) 04-00007-005 - Special nut M14x1,5
- 04-00007-006 - Press axle L=50mm Ø 31mm



**Wheel bearingset, front, Iveco Daily 35 2014 – 02-00011**

**This set makes it possible to replace the bearing directly on the vehicle with up to 32 tons pressure, total time only 30 – 40 min.**


ABS sensors, ball-joints etc. are left untouched with the use of a hydraulic cylinder. The specially designed press ring that is mounted behind the hub prevents any severe damage or bending in the wheel knuckle during hub removal. The set can also prepare the lock ring before removing the hub. This set can also be used in a hydraulic garage press.

**Contains these parts:**

1. 02-00011-001 - Press ring
2. 02-00011-002 - Press pipe
3. 02-00011-003 - Press plate
4. 02-00011-004 - Hub plate
5. 02-00011-005 - Bearing socket
6. 1091-17-02 - Press plate
7. 1091-17-05 - Bearing plate
8. 1091-17-08 - Press pipe

**Rec. cylinder 03-00028**

**In Use**



EU Protected Design - RCD No. 003995240-0001/0002

**Reinforced socket for dismantling the hub nut on the Iveco Daily 35. 02-00011-025**

It is significantly stronger than the original socket. The 4 taps are enclosed and reinforced. Can be mounted directly on a 3/4 inch gun or a size 36 mm socket.



**In Use**



**Hub puller (111 mm), front, Iveco Daily 35-70 03-00041**

This tool allows removing the hub from the axle, even if it is heavily rusted and seized. This method simplifies and severely minimizes the labor time when replacing the front wheel bearings. No need to cut the hub or crack the knuckle in the shop press anymore. Fits models from 2005 - ... with 9 holes in the brake disc/rotor. 9 pcs hex bolts for safe removal are included in the set.

**The tool uses hydraulic cylinder 03-00028 (32 tons)**

**Contains these parts:**

1. 03-00041-001 - Hub puller
2. 09-000145 - Bolt M14x55, 10.9 (9 pcs)
3. RES 1090-01-09 - Press foot



**In Use**



**Hub puller front, Iveco Daily 29-50 1091-27**

Tool for removing the wheel bearing/hub on Iveco Daily models 29-50. **Until 2013.**

**Rec. cylinder 01-00030/1090-02-WAL**

**Contains these parts**

1. 1091-27-01 - Plate
2. 1091-18-03 - Bolt M14x40 (3 pcs)
3. 09-401014000 - Nut M14 (3 pcs)

**In Use**



**Wheel bearing set, front 02-00010**

**Renault Master 2010 -Nissan NV400 2010 - 2021, Interstar 2022 - Opel Movano 2010 - 2021**

Set for replacing front wheel bearings. The wheel bearing is replaced directly on the car with minimum dismantling. If earlier set 1091-23 is in use, only 02-00010-001 and 1091-18 is required for models after 2010.

**Rec. cylinder 03-00028**

**Contains these parts:**

1. 02-00010-001 - Press socket
  2. 1091-10-04 - Hub plate\*
  3. 1091-17-02 - Press plate
  4. 02-00011-002 - Press pipe
  5. 1091-17-04 - Bearing plate\*
  6. 1091-17-08 - Press pipe
  7. 1091-18 - Press ring
  8. 1091-23-03 - Press plate\*
- \*Inner Ø 23 mm



**In Use**



**Bearing set, front Light Commercial basic set**

02-00020


The wheel bearing is replaced directly on the car with minimal dismantling. Most bearings and hubs on these chassis are rusted and seized, they often need the power of 32 ton combined with punching force to be separated. The set covers the following models: Citroën Jumper, Fiat Ducato & Peugeot Boxer from 2007- and newer, Toyota Proace MAX Renault Master Nissan NV400 & Opel Movano 2010- and newer, Ford Transit from 2000, Ram Promaster 1500 - 3500. Est.time: 30 - 40 min/side.

**Rec. cylinder 03-00028**

**In Use**

**Contains these parts:**

1. 02-00010-001 - Press socket
2. 02-00011-002 - Press pipe
3. 1091-17-02 - Press plate
4. 1091-18 - Press ring
5. 1091-17-04 - Bearing plate
6. 1091-17-05 - Bearing plate
7. 1091-17-06 - Holder
8. 1091-17-07 - Hub plate
9. 1091-17-08 - Press pipe
10. 1091-17-09 - Hub plate
11. 1091-23-03 - Press plate
12. 1090-26-01 - Large press plate, double sided
13. 1090-26-02 - Large press pipe
14. 1091-11 - Hub tool
15. 1091-10-04 - Hub plate



**PARTS FROM 02-00020 USED ON:**

**Ford Transit**

1091-10



**Peugeot Boxer, Citroën Jumper, Fiat Ducato, Ram Promaster, Toyota Proace MAX**

02-00013



**Renault Master, Opel Movano, Nissan NV400, Interstar**

02-00010



**The set 02-00020 can easily be upgraded to fit also:**

**Rear wheel bearing** on Citroën Jumper, Fiat Ducato, Peugeot Boxer, Toyota Proace MAX & Ford Transit with set: 02-00014, 5x 04-00007-004.



**Front wheel bearing** on Iveco Daily 35 from 2014 With items: 02-00011-001, 02-00011-003, 02-00011-004, 02-00011-005.



**Hydraulic ball-joint puller/snapper**

04-00024

**Unique design and function for removing the conic bolts on passenger cars and light commercial vehicles with ease.**

The tool is developed for the new front suspensions with longer conic bolts often fitted in aluminum knuckles. These fittings sit harder and are also more fragile than the older steel versions. The press tool has two different heights to choose from, 60 or 72 mm. Stroke 25 mm.

The anvil tool has two different opening sizes, 26 or 32 mm.

Both tools can switch position for superior access in tight areas of the wheel suspension. The hydraulic cylinder presses 4,5 Tons and ensures a safe and problem free removal. To increase safety even further the tool is delivered with a safety strap. This will prevent the tool from falling down during operation.

**Used with a 700 bar hydraulic pump 1030 or 1036**

**Contains these parts:**

- 04-00024-021 - Press tool
- 04-00024-022 - Anvil tool
- 04-00024-020 - Distance ring
- 04-00024-011 - Safety strap
- RES4305 - Cejn nippel 1/8"



**In Use**

**Removal and fitting of wheel studs.** Avoid hammering when replacing wheel studs, which would damage the inside of the bearing. The studs can easily be replaced with this new ball-joint puller.



**Support adapter set M10/M12**

04-00024-050

**These support adapters are used to avoid damage or bending of thin and long axles that are stuck in the aluminium cone.** The adapters will also protect the fragile threaded area around the torx or hex fitting. This set covers the new Volvo/Polestar models with aluminum knuckles and stuck long ball or steering joints, Volvo V, S and XC 40 – 90, Polestar 2.

**Contains these parts:**

- 04-00024-051 - Volvo XC40 2017 -, C40, Polestar 2 ... - M10x1,5x27,5mm
- 04-00024-052 - Volvo V, S & XC60 - 90 2016 - ... - M12x1,75x19mm



**In Use**

**Pinchbolt set 70-95mm**

04-00024-500

**Supplementary set for highly efficient removal of the upper control arm pinch bolt on Audi A4, A6, Q7 etc. Used together with 04-00024 (not included).**

The tool and method are extremely effective regardless of how severely the bolt is rusted in place — all bolts are removed with ease.

The exposed position, combined with water, salt, and the mix of aluminum and steel components, significantly accelerates corrosion.

The bolt is pressed out with 4.5 tons of force plus impact (15T). The included wedges are used as a counterhold to protect the steering knuckle clamp.

With this tool, heating, drilling, and using older versions of tools that only handle lightly seized bolts are completely avoided.

**Contains these parts:**

- 04-00024-501 - Press tool with adjustable press rod
- 04-00024-502 - Anvil tool fork
- 04-00024-503 - Extended top L=65 mm
- 04-00024-504 - Wedge set
- 04-00024-505 - Adjustable press rod 33 mm, M10 with punchingsocket
- 04-00024-506 - Dowel pins (6 pcs)
- 04-00024-507 - Spacer set



**NEW 2026**

**Press tool with pins**

04-00024-023

**Developed for pressing out ball-joint and tie rod ends that are locked with a bolt instead of a nut and coned axle.**

These can get seized and needs to be pressed out. The press tool can be fitted on the cylinder or on the top depending on accessibility on the vehicle. The two different length of the pins (10 & 20 mm) increases the flexibility and access on the vehicle. The pins are replaceable if needed, 04-00024-103 (10 mm), 04-00024-104 (20 mm).



**In Use**

**Anvil tool for extra-long ball-joint pins**


04-00024-024

**Developed for pressing out extra-long ball-joint pins over 72 mm.** Chevrolet and GMC are some of the manufacturer that uses longer pins on larger SUV and trucks. The nut is loosened a few coils and is used as a press support for the press ring in this set. The set also contains an extra anvil tool to be used with 04-00024, hydraulic ball joint tool.

The nut is loosened a few coils and is used as a press support for the press ring in this set. The set also contains an extra anvil tool to be used with 04-00024, hydraulic ball joint tool.

**Contains these parts:**

- 04-00024-022 - Anvil tool with friction ring
- 04-00024-110 - Adapter 14 mm



**In Use**

**Hydraulic Balljoint Snapper 8,8T (34-37 mm)**

04-00028-100

**For EV, Hybrids and SUV**

Ball joints in control arms and tie rods on heavier EV, hybrid, SUV, light commercial vehicles and light trucks can be tightly seized and significantly larger than on traditional vehicles. These often require more force and extended reach for access. Aluminium and long, thick steel tapers do not allow hammering on the vehicle parts, as the material is soft and deforms. The tool is designed to support the steel sleeves so that they remain in the aluminum knuckle while simultaneously pressing out the ball joints tapered pin.

For extra force, hammer blows can be applied, but only on the tool's press piece. The rotating anvil has the following dimensions: 34 mm and 37 mm. The two spacer rings included in the kit make the tool adjustable in length. Wheel bolts can also be removed and installed.

For maximum safety, a safety strap is included with the tool. It should be secured in a suitable location to prevent the tool from falling during use.

Used with 700 bar hydraulic pump 1030 or 1036.

**Contains these parts:**

- 04-00028-021 - Presstool with friction tool
- 04-00028-302 - Anvil tool 34-37 mm
- 04-00028-019 - Distance ring 16 mm
- 04-00028-020 - Distance ring 26 mm
- 04-00028-011 - Safety strap
- RES4306 - Hydraulic quick coupling, male 1/4"



EU Patent No. EP 3424644, US Patent No. US 10.807.222

**In Use**

**Anvil tool 34-37 mm**

04-00028-302

**Add-on to 04-00028 8.8T for smaller ball joints on pick-up trucks, EVs, SUVs, and light commercial vehicles.**

This tool is an accessory to the base tool 04-00028 and makes it suitable for use on ball joints in control arms, tie rods, and wheel bolts on smaller trucks and commercial vehicles, including heavier EV, hybrid, and SUV models. tyngre EV, Hybrid och SUV modeller.


**Hydraulic ball joint tool 8,8 T (34-37 mm)**

04-00028-200

**Design for Land Rover och Range Rover, EV, Hybrids and SUV**

The suspension arms and tie rod end on these models are sometimes extremely stuck in the knuckle. The tool is designed to prevent the steel socket to be pressed out and at the same time press the coned fitting out. Often the 8,8 ton and extra hammer effect is needed during max pressure. This tool saves time and prevents any damage on sensitive parts like the ball joint thread and aluminum knuckle.

The tool is equipped and adapted for jobs on the Land Rover and Range Rover models:

- Range Rover** L405, 2013- ...
- Discovery 5** L462, 2017-...
- Range Rover Sport** L494, 2014-...
- Defender** L663, 2020-...

Used with 700 bar hydraulic pump 1030 or 1036.

**Contains these parts:**

- 04-00028-021 - Presstool
- 04-00028-302 - Anvil tool 34-37 mm
- 04-00028-019 - Distance ring 16 mm
- 04-00028-020 - Distance ring 26 mm
- 04-00028-011 - Safety strap
- RES4306 - Hydraulic quick coupling, male 1/4"
- 04-00028-203 - Press/Punching nut M16x1,5

**In Use**


CE marked product for maximum safety! The product meets EU health, environmental and safety requirements  
EU Patent No. EP 3424644, US Patent No. US 10.807.222

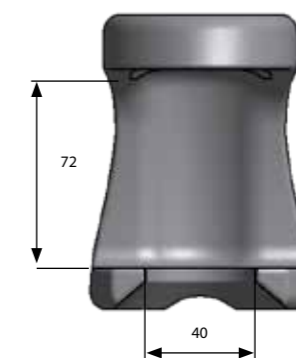
**Hydraulic ball-joint puller**

03-00014-001

**Press clamp for removing ball-joints on light commercial vehicles – MB Sprinter/ VW Crafter / Ford Transit.**

The clamp is specially designed to fit on most ball-joints on light commercial vehicles on the market.

Used with 8,5 tons cylinder 03-00015

**In Use**


**Bushing & Ball Joint Starter Kit**

20-00020

**Complete Press Tool Kit for Bushings and Ball Joints – Efficient, Strong and Versatile**


Looking for a professional tool kit to easily replace bushings, ball joints, and other pressed components? This complete kit is designed to deliver fast, accurate, and safe results – whether you work in an auto repair shop or with heavy vehicles.

With the heavy-duty press block and precisely engineered adapters, you can replace a bushing or ball joint in just 5–10 minutes, saving both time and costs in the workshop. All components are built to withstand high loads and frequent use.

**Contains these parts:**

- 1090-69 - Press block, open plate:** Strong and flexible press block for replacing ball joints, bushings and more. Replace a ball-joint or bushing in 5-10 minutes.
- 1090-60-10 - Set with two support rods, 275 mm (2 pcs):** Provides stability and precision during use.
- 01-00003 - Universal press tool set:** Delivered complete with a foam for easy use and storage, measure: 290x415mm. The set can be used in a press, the frame 1090-69 or with pulling rod M10, M12 and M14, or directly in the shop press.
- 1090-60-06 Adapter plat:** For mounting in press block 1090-69.
- 1090-32-12 Drawbar set M12**
- 1090-32-14 Drawbar set M14**

Please note that this kit is delivered without a power source. For best performance, we recommend the 18-ton hydraulic cylinder and hydraulic pump (20-03003) – the perfect combination for maximum strength and efficiency.



**PARTS FROM 20-00020 CAN BE BOUGHT SEPERATELY (1090-69, 1090-60-06, 1090-60-10)**

**Press block, open plate**

1090-69


**Strong and rigid press block for replacing of balljoints, bushings and more.**

Can also be equipped with 1090-60-02 to become a 1090-60. Helps with disassembly and assembly of bushings where the plate for bolts that attach to the suspension or body passes through the bushing.

**Used with cylinder 1090-03/01-00030/1090-02-WAL**

**Contains these parts:**

- 1090-60-01 - Plate with thread
- (2x) 1090-60-03 - Support rod 185 mm
- (4x) 1090-60-04 - Bolt M16x40 mm
- 1090-60-05 - Plate with open side



**1090-32-12**

**RES4015**  
Drawbar M12, 250 mm, 12.9 quality.

**RES4011** Adapter M22 → M12 **RES4022** Flange nut M12

**1090-32-14**

**RES4016**  
Drawbar M14, 250 mm, 12.9 quality.

**RES4010** Adapter M22 → M14 **RES4021** Flange nut M14

**Adapter ring 1090-60-06**

For mounting in press block 1090-69. The adapter gives the same measure in the bottom part as the closed press block 1090-60.

**Set with two support rods, 275 mm 1090-60-10**

To be used with press frame 1090-60 and 1090-69 when universal bushing set 01-00003 or 01-00001 are used without pulling rod/drawbar. Contains 2 pcs 1090-60-07.

**In Use**

Used with 1090-60-06, 1090-60-10 and 01-00030

**Universal press tool set 40,7-79,7 mm (with press lids)**
**01-00003**

A flexible, well thought-out and very useful set for bushings, ball-joints, certain bearings and more. The set consists of 29 pcs, with sizes ranging from 30,5 to 79,7 mm with small increments.

An adapter and a press rod are included to be able to use press block 1090-60 and 1090-69. This is very useful when working with bushings and ball-joints without holes. The larger sockets are made to fit bushings like the inner supporting arm bushings on BMW E38/E39 and Mercedes E/S class, Fiat Doblo amongst others.

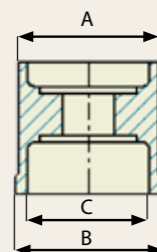
\*Press pipes/sockets can be sold separately as set **01-00001** and the press lids can be sold separately as **01-00001-400**


**Used with cylinder 01-00030 or 1090-02-WAL**
**01-00003 Universal set 3**

- 01-00001-001 Adapter plate
- 01-00001-002 Adjustable press axle 90mm, M24

**Press socket art: Ø A mm Ø B mm Ø C mm**

Press socket art:	Ø A mm	Ø B mm	Ø C mm
01-00001-101	40,7	42,5	35,2
01-00001-102	43,7	45,5	38,2
01-00001-103	46,7	48,5	41,2
01-00001-104	49,7	51,5	44,2
01-00001-105	52,7	54,5	47,2
01-00001-106	55,7	57,5	50,2
01-00001-107	58,7	60,5	53,2
01-00001-108	61,7	63,5	56,2
01-00001-109	65,7	67,5	60,2
01-00001-110	69,7	71,5	64,2


**Press pipe art: Ø A mm Ø B mm Ø C mm**

Press pipe art:	Ø A mm	Ø B mm	Ø C mm
01-00001-201	38,7	44,7	30,5
01-00001-202	41,7	44,7	34
01-00001-203	44,7	44,7	37,2
01-00001-204	47,7	55	40,2
01-00001-205	50,7	55	43,2
01-00001-206	53,7	55	46,2
01-00001-207	56,7	55	49,2
01-00001-208	59,7	70	52,2
01-00001-209	62,7	70	55,2
01-00001-210	65,7	70	58,2
01-00001-211	68,7	70	61,2
01-00001-212	71,7	70	64,2
01-00001-213	75,7	75,7	68,2
01-00001-214	79,7	79,7	72,2


**Press lid art: Dimension**


Press lid art:	Dimension
01-00001-401	Press lid 45 mm
01-00001-402	Press lid 55 mm
01-00001-403	Press lid 70 mm
01-00001-404	Press lid 76 mm
01-00001-405	Press lid 80 mm

\*Press pipes/sockets can be sold separately as sets **01-00001** and the press lids can be sold separately as **01-00001-400**.


**In Use**


When used with a pulling rod the lid is used as a stop for the nut. The press tube is locked in the lid for easy operation. Can be used with pulling rods with size M10, M12 and M14. See page 67

Press axle 01-00001-002 (incl in set 01-00003) locks in to the press lid. The lid locks on to the press tube, easy and simple to use.


**Delivered in foam 01-00001-003 ( 290x415 mm )**

**Universal press tool set 28,6-40,6 mm**
**01-00001-500**
**Add on set to 01-00003.**

The press sockets and press tubes have 1 mm size increments to fit the smallest bushing and ball joints, covering from Ø28,6mm – Ø43,6mm. To be used with M10 – M14 drawbar or with press block 1090-69 using press axle and press lid from universal set 01-00003. The four press tubes fit on the pulling side of the following hydraulic cylinders: 18T 01-00030 and -22T 1090-02-WAL.

**Used with cylinder 01-00030/1090-02-WAL**
**Press tube art: Ø A mm Ø B mm Ø C mm**

Press tube art:	Ø A mm	Ø B mm	Ø C mm
01-00001-501	38	44,7	30
01-00001-502	40	44,7	32
01-00001-503	42	44,7	34
01-00001-504	44	55	36


**Press socket art: Ø A mm Ø B mm Ø C mm**

Press socket art:	Ø A mm	Ø B mm	Ø C mm
01-00001-510	27,5	28,6	22,6
01-00001-511	28,6	29,6	23,6
01-00001-512	29,6	30,6	24,6
01-00001-513	30,6	31,6	25,6
01-00001-514	31,6	32,6	26,5
01-00001-515	32,6	33,6	27,6
01-00001-516	33,6	34,6	28,6
01-00001-517	34,6	35,6	29,6
01-00001-518	35,6	36,6	30,6
01-00001-519	36,6	37,6	31,6
01-00001-520	37,6	38,6	32,6
01-00001-521	38,6	39,6	33,6
01-00001-522	39,6	40,6	34,6


**Delivered in foam 04-00023-007**

**Universal press tool set 52,2-81,2 mm**
**01-00002-002**

A well thought-out & very useful set that is used with 01-00003 for even greater flexibility.

The set consists of 10 different press rings with sizes ranging from 52,2 to 81,2 mm in small increments. Also available with open bottom part **01-00002** for press block 1090-60 and an adapter plate that makes it possible to use Wallmeks other ball-joint tools in the open press block.

**01-00002 Universal set 2**

1090-60-05 Plate, open

Press ring	Ø A mm	Ø B mm	Ø C mm
01-00001-301	59	70	52,2
01-00001-302	62	70	55,2
01-00001-303	65	70	58,2
01-00001-304	68	70	61,2
01-00001-305	71	90	64,2
01-00001-306	74	90	67,2
01-00001-307	77	90	70,2
01-00001-308	80	90	73,2
01-00001-309	84	90	77,2
01-00001-310	88	90	81,2

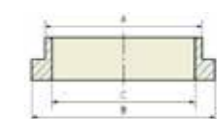
01-00002-001 Foam

1090-60-06 Adapter


1090-60-05 Plate with open side\*

\*Not included in 01-00002-002


**Discontinued!**  
Available while stocks last

**01-00002-002**
**01-00002**

**Adapter**
**1090-69-40**
**Contains these parts:**

- 1090-69-41 – Adjustable press axle
- 1090-69-42 – Adapter plate



**Brand specifics for ball-joint tools**


Carmodel	Part no
BMW E30, E36 (inre)	1090-62-01, 1090-62-02, 1090-62-03
MB Sprinter	1090-66-01, 1090-66-03
MB Sprinter 2007-	1090-66-08, 1090-66-09, 1090-66-10
Dacia Logan I (2006-2013) Renault Clio III (2006-2013) Renault Grand Scenic I (2003-2009) Renault Laguna I, Renault Megane II, Renault Modus (2005-2013), Renault Scenic II	1090-62-01, 1090-68-01, 1090-68-02
Nissan Interstar, Opel Movano, Renault Master	<b>Upper:</b> 1090-66-04, 1090-66-06 <b>Lower:</b> 1090-62-08, 1090-66-04, 1090-66-05
VW T4	1090-66-01, 1090-66-04
VW LT 35	1090-66-01, 1090-66-03
VW Crafter	1090-66-08, 1090-66-09, 1090-66-10
Hyundai Trajet, Santa Fe	1090-66-05, 1090-66-07, 1090-68-01

**Dismantling suspension arm**



**04-00024,**  
See info page 40

**03-00014, See info page 43,**  
MB Sprinter, VW Crafter, Ford Transit




**Press block 1090-60**

Strong and rigid press block for replacing of ball-joints, bushings and more.  
Can also be equipped with 1090-60-05 (open side) to become a 1090-69.

**Contains these parts**

1. 1090-60-01 - Plate with thread
2. 1090-60-02 - Plate w/o thread
3. (2x) 1090-60-03 - Support rod 185mm
4. (4x) 1090-60-04 - Bolt M16x40mm



**Suspension bushing set, rear 1090-39**

**Audi A3, Seat Ibiza, Skoda Fabia & VW Golf IV.** Set for replacing the rear suspension bushings quick & easy. The set is used with a press block 1090-69 instead of using a fragile threaded bolt through the bushing when dismantling.

- Contains these parts:**
1. 1090-39-10 - Press pipe
  2. 1090-39-06 - Demounting cup
  3. 1090-39-08 - Mounting cup
  4. 1090-39-09 - Mounting ring

**Used with press block 1090-69**

Volkswagen	Audi	Seat	Skoda
Beetle (I) 1998-2010	A3 (8L) 1997-2003	Ibiza (III) 2002-2009	Fabia (I) 2002-2008
Bora 1998-2005	TT 1999-2006	Leon (I) 1999-2006	Octavia (I) 1998-2010
Golf (IV) 1997-2008		Toledo (II) 1999-2005	Roomster 2006-
Polo (IV) 2002-2012			Rapid 2012-
Fox 2003-			



# Innovative high quality tools will help improve your business

**NO COPIES – ONLY ORIGINALS**

Behind every innovative tool from Wallmek are hundreds of hours of development, testing, and refinement. Our ideas become reality to simplify your work and truly maximize your productivity.

**SWEDISH INNOVATION & PRECISION**

All our products are developed and assembled in Kungälv, Sweden. Wallmek represents Swedish innovation, precision, and genuine craftsmanship. We combine technology and experience to deliver top-class tools – with a strong focus on quality, safety, and sustainability.



**PATENTED SOLUTIONS FOR YOUR SAFETY**

We invest in patents and protections to continue delivering safe, smart, and long-term tool solutions. Thank you for helping us identify and take a stand against dangerous copies and companies that choose to imitate rather than innovate.

Choosing copies means compromising both safety and profitability. The right tool gets the job done – the wrong one costs you time and money.

**SAFETY & CE CERTIFICATION AT WALLMEK**

At Wallmek, safety is a given. Our CE-marked tools meet the EU's requirements for safety, health, and environmental protection. We develop products that reduce strain, simplify tasks, and create safer work environments. Safety is a cornerstone of everything we do.

Choose the original. Choose Wallmek.  
For safety, quality, and your business.



**Bushing set for replacement of front bushing on the rear trailing arm 01-00022**

**Volvo S60, S80, V60, V70, XC60 samt XC70 2007- 2016**  
**Ford Mondeo, S Max, Galaxy 2007-2015**


Using the tool the rear suspension bushing can be replaced directly on the vehicle with a minimum of dismantling. Only takes 30 minutes per side. The exposed position of the bushing results in rust and difficulty in removing, the recommended cylinders are from 14 - 22 ton and are screwed in to the press block. Do not load the block or bushing with more than 16 ton!

**Used with cylinder 03-00030/1090-02 WAL/1090-03**

**Contains these parts:**

1. 01-00022-020 - Press fixture
2. 01-00022-003 - Press pipe
3. 01-00022-004 - Thrust washer
4. 01-00022-005 - Adapter ring
5. 1090-60-01 - Plate with thread
6. (2x) 1090-60-04 - Bolt M16x40mm

**In Use**



**Bushing set for existing blocks 01-00022-010**

If you own press block 1090-60 or 1090-69, 01-00022-010 can be ordered as a complement. The threaded block section is then fitted on the tool to be used, see 01-00022.

**Contains these parts:**

1. 01-00022-020 - Press fixture
2. 01-00022-003 - Press pipe
3. 01-00022-004 - Thrust washer
4. 01-00022-005 - Adapter ring



**In Use**



**Supporting arm bushing set, rear 1090-69-20-B**

**Volvo V50/S40/C30 2004 -2019, Ford Focus 1999 -2018, Mazda 3 2003 - 2013, Ford Kuga 2008 - 2018**


Set for quick replacement of front bushing in rear supporting arm. Est.time: 20 min/side. The set is used with bushing set 01-00022 or press block 1090-69.

**Contains these parts:**

1. 1090-69-21 - Dis-/mounting socket
2. 1090-69-22 - Mounting plate
3. 1090-69-23 - Holding ring
4. 1090-69-24 - Press plate
5. 1090-69-25 - Mounting socket
6. 1090-69-26 - Holding ring



**In Use**



Pressfixture 01-00022-020

**Bushing set, lower knuckle bushing rear, BMW 1, 2, 3 & 4 serie**
**01-00051**
**A bushing set for quick replacement of the rear lower knuckle bushing.**

The set is designed to do the bushing job with hydraulic cylinder directly on the car, no time-consuming dismantling is needed. The extended press tube makes access possible for the cylinder behind the brake shield and suspension arms.

Used on model:

BMW 1 ser 04 - 19, BMW 2 ser 12 - 19, BMW 3 ser 05 - 19, BMW 4 ser 12 - 19, BMW X1 05 - 15, BMW X3 09 - 17, BMW X4 13 - 18.

**Rec. cylinder 01-00030/1090-02-WAL**
**Contains these parts:**



- 01-00051-001 - Presstube
- 01-00051-002 - Press socket
- RES4010 - Adapter M22-M14
- RES4016 - Drawbar M14, 250mm
- RES4021 - Flange nut M14


**Bushing set rear, Ford Explorer 2020-**
**01-00057**
**The kit enables the replacement of the rear differential bushing directly on the car.**

When the rear differential is removed, there is enough room for the 18-ton hydraulic cylinder 01-00030. Depending on the model year from 2020 onwards, one or two bushings are mounted in the rear axle; the tool fits both models and bushings. The hydraulic cylinder's pull function allows disassembly with an M14 drawbar; no pre-drilling is required for thicker drawbars

**Contains these parts:**


- 01-00057-001 - Press plate
- 01-00057-002 - Press ring
- 01-00035-020 - Bearing cup
- RES4010 - Adapter M22-M14
- RES4016 - Drawbar M14, 250 mm
- RES4021 - Flange nut M14

**Rek. cylinder 01-00030**

**In Use**

**Front suspension arm bushing set, Subaru 60 mm**
**01-00052**
**The suspension arm bushing is replaced quick and easy directly on the car.**

The set is designed to fit the different versions of the bushing and the suspension arms used on most Subaru models. The set comes with a M14 pulling rod set 1090-32-14 (RES4010, RES4016 & RES4021) Most Subaru models are using this 60 mm bushing in the suspension arm, Legacy 2004 - 2014, Impreza 2008 - 2022, XV/Crosstrek 2012 - 2022, Forester 2008 - 2022, Levorg 2015 - 2022.

**Contains these parts:**

- 01-00052-001 - Press pipe
- 01-00052-002 - Press adapter
- RES4010 - Adapter M22-M14
- RES4016 - Drawbar M14 L=250mm
- RES4021 - Flange nut M14

**Rec. cylinder 01-00030/1090-02-WAL**

**In Use**

**Bushing set control arm front, EMP2 2016-**
**01-00059**
**Make the job easier and faster to replace the front lower control arm bushing – either with a hydraulic cylinder or in a workshop press.**


Replace the front lower control arm bushing – either with a hydraulic cylinder or in a workshop press. Even worn or misaligned bushings can be removed smoothly without hassle. To access the bushing, the control arm must be removed from the vehicle. During installation, the specially designed press socket ensures the bushing is positioned perfectly every time. **Peugeot Expert, Citroën Jumpy, Toyota ProAce, Opel Vivaro, Fiat Scudo.**

\*01-00059-050 Bushing set without M14 (\*1-2)

**Rec. cylinder 01-00030/1090-02-WAL**
**Contains these parts:**

- 01-00059-001 - Press socket Ø57 mm\*
- 01-00001-211 - Press pipe Ø68,7 mm\*
- RES4016 - Drawbar M14 L=250mm 12.9
- RES4010 - Adapter M22-M14
- RES4021 - Flange nut M14

**Dismantiing**

**Mounting**

**Silent bushing set rear**
**01-00054**
**Quick and easy replacement of bushing 5Q0 501 541 C**


The replacement of both bushings is done directly on the car, the rear axle is folded down at the front edge. The bushing has been mounted in volume cars from four VAG brands, VW, Audi, Skoda and Seat since 2013-. The parts in the kit are designed to get a grip and break off the plastic flange and to steer straight into the bushing housing. Assembly is easy without damaging the delicate bushing. The kit also includes press socket 01-00035-030 and complete drawbar M12 (1090-32-12). All parts in the kit can be ordered separately for use in an existing pressing socket or drawbar. Replacement of both bushings takes about 30 min.

Used on the following vehicles

**VW** Golf 7 & 8, T-Cross, T-Roc, Polo 5, **Audi** A3 2013-, A1 2019-, Q2 2017- **Skoda** Kamiq, Karoq, Octavia 3, Scala, **Seat** Arona, Ateca, Ibiza 5, Leon 3

**Rec. cylinder 01-00030/1090-02-WAL**
**Contains these parts:**

- 01-00054-001 - Press pipe
- 01-00054-002 - Ring
- (2x) 01-00054-003 - Mounting ring
- 01-00054-004 - Press ring
- 01-00054-005 - Lid
- 01-00035-020 - Bearing cup Ø93 mm
- RES4015 - Drawbar M12 L=250 mm
- RES4022 - Flange nut M12
- RES4011 - Adapter M22-M12


**In Use**


**Rear Suspension Bushing set – Upper & Lower, Tesla Model 3/Y**
**01-00058**

**A time-saving kit for replacing the bushings in all three different aluminum rear knuckles.**

With the kit you effectively replaces both upper and lower ball joint bushings in the rear knuckle. The toolset is also adapted for the replacement of the updated bushings on the Model 3 with a rubber/metal composition. The work can be performed with the brake caliper and disc remaining on the vehicle – no extra disassembly is required. Used with hydraulic cylinder 01-00030 (18T) to facilitate work in the tight wheel housing.

A time-efficient solution for replacing both bushings in each of the three aluminum knuckles. The kit offers both cost and environmental advantages compared to replacing the entire knuckle.

Used with 18 tons cylinder

**Contains these parts:**

- 01-00058-001 - Press pipe\*
- 01-00058-002 - Dismantling socket\*
- 01-00058-003 - Dismantling cup\*
- 01-00058-004 - Mounting cup\*
- 01-00058-005 - Mounting cup\*
- 01-00058-006 - Mounting cup\*
- RES4010 - Adapter M22 - M14
- RES4021 - Flange nut M14
- RES4016 - Drawbar M14, 250 mm, 12.9 quality
- 04-00023-015 - Foam to 01-00058

01-00058-050

Rear suspension bushing without drawbar set (\*1-6)

NEW  
2025




Updated bushing

Existing bushing



Model Y

Model 3



In Use

Dismantling

Mounting

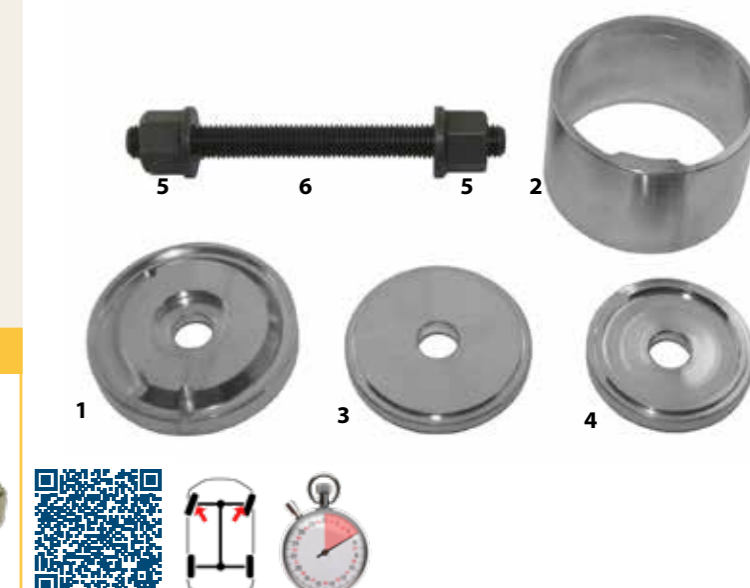
**Control arm bushing set, front, VW, Audi, Seat, Skoda**
**1062-01**

Set for replacing of the rear bushing of the front control arm. **This set is for manual use.**

**Contains these parts:**

- 1062-01-01 - Dis-/mounting plate
- 1062-01-02 - Press pipe
- 1062-01-03 - Mounting plate
- 1062-01-04 - Dismantling plate
- (2x) RES4021 - Flange nut M14
- RES4028 - Drawbar M14, 150 mm

In Use


**Bushing set for replacement of gear box supporting bushing in front sub frame, VW, Audi, Seat, Skoda**
**01-00023**

**The set is used in the garage press due to limited access under the vehicle.**

With this set the bushing in the engine supporting bushing in front sub frame is replaced quick and easy.

**VW:** Caddy III (2004-2010), Eos (2006-), Golf V (2003-2009), VI (2008-), Scirocco (2005-), Jetta III (2005-2010), Passat (2005-2010), Tiguan (2007-), Touran (2003-).

**Audi:** A3 (2005), TT (2006-2010).

**Seat:** Altea (2004-), Leon (2005-), Toledo (2004-2009).


**Skoda:** Octavia (2004-2010).

**Contains these parts:**

- 01-00023-001 - Compression pipe
- 01-00023-002 - Press plate
- 01-00023-003 - Press pipe



In Use


**Bushing set rear in front support arm, VW T5**
**01-00025**

Replacement is carried out directly on the vehicle with a minimum of dismantling. A set that gives great time savings, labour time being about 15 minutes.

**Rec. cylinder 01-00030/1090-02-WAL**

**Contains these parts:**

- 01-00025-001 - Press plate
- 01-00025-002 - Sleeve
- RES4010 - Adapter M22-M14
- RES4016 - Drawbar M14, 250mm
- RES4021 - Flange nut M14



In Use



**Press clamp max 18 ton 1090-55-C**

**Forged press clamp for quick ball joint jobs and more.** Updated and improved version that replaces press clamp 1090-55-B, now with 40mm longer and 14mm deeper internal measure for increased usage. The special design and steel quality allows press forces of up to 18 Ton with no extra reinforcement. Easy to grip and handle, the opening in the back can be used as a handle. The C- press clamp is used with the following sets for ball joint replacement: Mercedes 211, 1090-54-10, 1090-54-11 and Ford Transit, 02-00009. **Weight:** 6,5 kg

**Rec. cylinder 1090-03, 01-00030, 03-00015, 1090-02-WAL**



**Accessories - Adjustable press rod 172 mm, M24 01-00043-003**

**Accessories (not included):** This longer press rod might be needed for some jobs!

**Ball-joint set Ford Transit 2014- 02-00016**

**Set for dismantling of steering knuckle ball joints – for models with and without bolt fastening (2014–).** During dismantling no pulling force is applied to the ball joint stud, allowing for efficient removal without separating the joint. Up to 18 tons of pressing force can instead be applied directly to the ball joint housing. Even the most corroded ball joints are easily removed when used with press frame 1090-55-C and a hydraulic cylinder. The set includes a milling tool that removes the bolt ears, enabling safe disassembly with the press fixture without damaging the ball joint.

Rec. cylinder 01-00030/1090-02-WAL/1090-03*	Dismantling 1	Dismantling 2	Mounting
<p><b>Contains these parts:</b></p> <ol style="list-style-type: none"> <li>02-00016-001 - Press fixture</li> <li>02-00016-002 - Press adapter</li> <li>02-00016-003 - Guide socket</li> <li>02-00016-005 - Press socket</li> <li>02-00016-006 - Press socket</li> <li>(2x) 02-00016-007 - Guide bolts</li> <li>02-00016-012 - Hole saw Ø29 mm</li> <li>02-00016-013 - Hole saw holder Ø9 mm, 14-30 mm</li> </ol> <p><i>*(extra adapter is needed, 02-00016-020)</i></p>			

**Delivered in a foam**

**NEW 2025**

**Ball-joint set Ford Transit 2000-2014 02-00009**

**A set for quick and easy replacement of ball-joints on Ford Transit.** The job is done directly on the car with a minimum of demounting.

**Contains these parts:**

- 02-00009-001 - Press pipe
- 02-00009-002 - Lid
- 02-00009-003 - Mounting socket
- 02-00009-004 - Demounting socket

**Ball-joint set for MB 211 & 220 1090-54-10**

Set for replacing ball-joints on Mercedes-Benz 211 and 220. No need for removing brake components or reprogramming the onboard computer.

- Contains these parts:**
- 1090-54-03 - Press socket MB 211, 220
  - 1090-54-04 - Mounting socket MB 211, 220
  - 1090-54-05 - Demounting socket MB 211, 220
  - 01-00043-003 -Adjustable press rod 172 mm, M24




**Suspension arm bushing set, rear 1090-54-12**

**Mercedes Benz C, E och S class**  
Set for replacing of rear, lower bushing in rear suspension arm.

**Rec. cylinder 01-00030/1090-02-WAL**


- Contains these parts:**
- 1090-54-12-001 - Demounting socket
  - 1090-54-12-002 - Mounting socket
  - 1090-54-12-003 - Press pipe
  - 1090-54-12-004 - Holding ring, mounting
  - RES4021 - Flange nut M14
  - RES4016 - Drawbar M14, 250mm
  - RES4010 - Adapter M22-M14



**Sway bar ball-joint set for MB 211 & 220 1090-54-11**

Set for replacing sway bar ball-joints on Mercedes-Benz 211 and 220. The only parts you have to remove is the sway bar itself. No need for removal of shock absorbers or lower slewing bracket fittings.

- Contains these parts:**
- 1090-54-01 - Press socket MB 211, 220
  - 1090-54-02 - Press socket MB 211, 220



**Ball-joint demounting socket for Mercedes-Benz ML 1090-54-06**

Socket for removing ball-joints on Mercedes-Benz ML. **To be used with 1090-54-10.**



# WHY HYDRAULICS?

## THE POWER OF HYDRAULICS IN THE WORKSHOP

Hydraulics have long been a vital part of vehicle repairs. Wallmek's hydraulic cylinders enable more efficient work directly on the vehicle, saving both time and energy.

## COMPACT AND POWERFUL

Wallmek's hydraulic cylinders are both compact and powerful, ranging from 4,5 -70 ton. They are designed to be used directly on the vehicle without the need to dismantle major components.

## PULLING AND PUSHING FUNCTION

The most cylinders can both pull and push, making them highly versatile. They handle wheel bearings, hubs, and bushings with precision, and can push out axles and brake discs without the need for a workshop press.



*"Raw power with surprising agility"*

## The Advantages of Hydraulics

- Ⓜ **Precision and reliability** - Delivers controlled force for effective pushing and pulling
- Ⓜ **Versatility** - Suitable for multiple applications, making the workshop more flexible.
- Ⓜ **High power in a compact format** - Compact and powerful, yet with high capacity.
- Ⓜ **Long lifespan** - Minimal risk of mechanical wear thanks to the hydraulic design.
- Ⓜ **Time-saving** - Work can be performed directly on the vehicle without major disassembly.
- Ⓜ **Ergonomic use** - Reduces physical strain on the mechanic.
- Ⓜ **Cost-efficiency** - Lowers the need for special tools and workshop presses.

**Extra power when needed:** The impact body delivers additional force for seized components. With Wallmek's hydraulics, **workshop tasks become simpler and more time-efficient.**



# MORE POWER THAN YOU WILL EVER NEED

In an industry where precision and strength are crucial, Wallmek has perfected the art of combining innovation with raw force. Our hydraulic cylinders – at 18, 22, and 32 tons – are specially designed to overcome the toughest challenges in vehicle repair and maintenance.

### 18-ton – Compact & Flexible

The compact 18-ton cylinder (2,8 kg) is an indispensable tool in the workshop, delivering surgical precision when pressing out bearings, drive shafts, and bushings. With a design tailored for tight spaces, it provides maximum power without compromising flexibility.



### 22-ton - More power

For those working with heavier vehicle components and in need of a longer stroke, the 22-ton cylinder is a natural extension of craftsmanship. Here, bearings and hubs are in focus – tasks that require not only force, but also safe and controlled application.



### 32-ton -Titan in its element

When hubs and bearings on commercial vehicles demand disassembly, the 32-ton cylinder gets the job done. Built to withstand extreme stress, it delivers not only strength but also invaluable time savings for mechanics and workshops.



Wallmek's philosophy is clear: no detail is too small to be overlooked, no force too great to be mastered. With one foot firmly rooted in Swedish engineering tradition, we continue to drive development forward – one cylinder at a time.

*"Problems fuel creativity!  
Power in every detail – Wallmek's hydraulic cylinder take the automotive industry to the next level."*

**Hydraulic cylinder 18 ton**

01-00030

**18 tons compact and light hydraulic cylinder, with pressing and pulling action and automatic piston return.**

Designed for everyday use in auto repair shops. Can be used with all of our passenger car tools and drawbars M10-M22 with the proper adapter. The cylinder's hydraulic pressure can be combined with punching force when using the punching socket 1086-6 or punching nut 01-00031-18, 01-00031-20 or 01-00031-022. For example when pressing a rusted axle shaft.

**Weight:** 2,8 kg. **Stroke:** 50 mm. **Automatic return.**

EU Patent No. EP 3156179, US Patent No. US 10.047.772


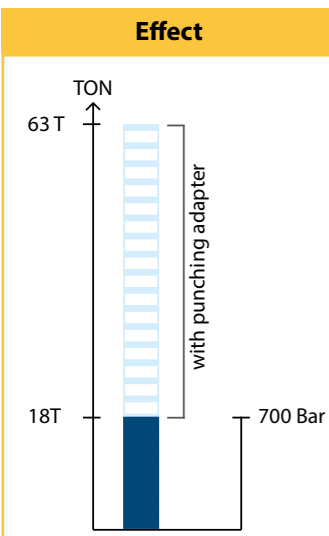
The cylinder's hydraulic pressure can be combined with punching force when using the punching socket 1086-6



**Contains these parts:**

- 01-00030-001 - Hydraulic cylinder 18 ton
- RES4306 - Hydraulic quick coupling
- RES4026 - Drawbar M18/M22, 250 mm
- RES 1090-01-09 - Press plate M24x3
- RES4024 - Flange nut M18
- 1086-6 - Punching socket M22x2,5
- RES 1090-01-10 - Adjustable press rod 100 mm, M24x3
- RES 1090-01-12 - Adjustable press rod 132 mm, M24x3
- 01-00030-005 - Press rod
- 09-1090-01-11 - Thread protection cap - G1 1/2-11

**18T**



**Hydraulic cylinder 22 ton**

1090-02-WAL

**22 tons pressing and pulling hydraulic cylinder in a compact size with automatic piston return.**

Designed for everyday use in auto repair shops. Can be used with all of our passenger car tools and drawbars M10-M22 with the proper adapter. The cylinder's hydraulic pressure can be combined with punching force when using the punching socket 1086-6 or punching nut 01-00031-18, 01-00031-20 or 01-00031-022. For example when pressing a rusted axle shaft.

**Weight:** 4,7 kg. **Stroke:** 70 mm. **Automatic return.**

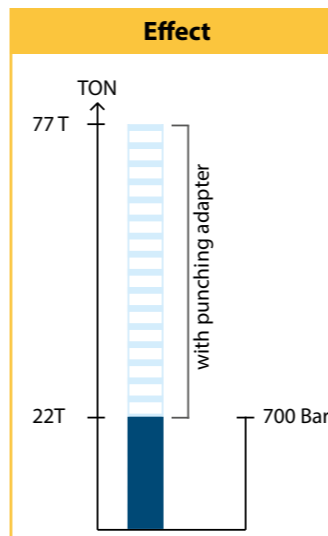
The cylinder's hydraulic pressure can be combined with punching force when using the punching socket 1086-6



**Contains these parts:**

- 1-1090-02 - Hydraulic cylinder 22 ton
- 1086-6 - Punching socket M22x2,5
- RES 1090-01-09 - Press plate M24x3
- RES 1090-01-10 - Adjustable press rod 100 mm, M24x3
- 09-1090-01-11 - Thread protection cap
- RES 1090-02-04 - Press axle 151mm, M24x3
- RES 1090-05-02 - Adjustable press rod 109 mm, M24x3
- RES4024 - Flange nut M18
- RES4026 - Drawbar M18/M22, 250 mm
- RES4306 - Hydraulic quick coupling

**22T**



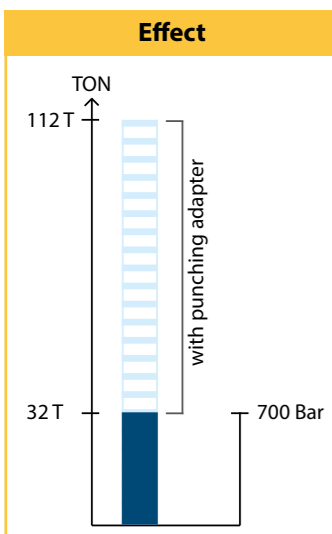

**Hydraulic cylinder 32 ton**
**03-00028**
**32 tons pressing and pulling hydraulic cylinder. Designed for everyday use in auto repair shops.**

 Primarily for use with our wheel bearing tools for light commercial vehicles and trucks. The cylinder's hydraulic pressure can be combined with punching force when using punching socket 1086-6 or punching nut 01-00031-18, 01-00031-20 or 01-00031-022. **Weight:** 8,2 kg. **Stroke:** 112 mm. **Automatic return.**
**Contains these parts**

- |   |   |
|---|---|
| 1. 03-00028-001 - Hydraulic cylinder 32 ton         | 5. RES4027 - Drawbar M22, 250mm             |
| 2. RES 1090-05-02 - Adjustable press rod 109mm, M24 | 6. 01-00031-022 - Punching nut M22          |
| 3. RES 1090-05-04 - Thread protection cap (G2½-11)  | 7. 1086-6 - Punching socket M22             |
| 4. RES4025 - Flange nut M22                         | 8. RES4306 - Hydraulic quick coupling, male |

**32T**

EU Patent No. EP 3156179, US Patent No.US 10.047.772

**Can be used with drawbars M10-M22 with the proper adapter.**

**Hydraulic cylinder 14 ton**
**1090-03**
**14 tons pressing hydraulic cylinder in a very compact size. Designed for everyday use in auto repair shops.**

 Specially designed to use with press blocks 1090-55-C, 1090-60 and 1090-69. **Weight:** 2,5 kg. **Stroke:** 55 mm. **Automatic return.**
**Contains these parts:**

- 1-1090-03 - Hydraulic cylinder 14 ton
- RES 1090-01-10 - Adjustable press rod 100mm, M24x3
- RES4306 - Hydraulic quick coupling, male

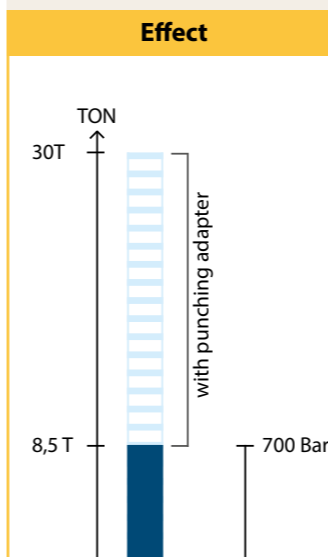
**14T**

**Hydraulic cylinder 8,5 ton**
**03-00015**
**A very compact cylinder for pressing and pulling**

The cylinder comes with an adjustable press rod and a punching socket. This cylinder is easy to use, even in tight spaces. Specially designed to be used with 03-00014-001 and 03-00005-001.

**Weight:** 1,8 kg. **Stroke:** 25 mm. **Automatic return.**
**Contains these parts:**

- 03-00015-001 - Hydraulic cylinder 8,5 ton
- 03-00015-006 - Punching socket with o-ring
- 03-00015-012 - Adjustable press rod 100mm, M22 x 2,5
- RES4305 - Hydraulic quick coupling, male, 1/8"

**8,5T**

**Press plate M22**
**03-00015-020**
**Fits the press side of the 8,5 Ton hydraulic cylinder 03-00015**

The press plate can be used instead of the adjustable press axle delivered with the cylinder.



**Drawbar set manual**

01-00020

Drawbar set for manual use of wheel bearing tools. The set is used by hand or with an impact air gun. It's designed for the following tool sets: 01-00026, 01-00027, 01-00033, 01-00035, 01-00037, 01-00038, 01-00041, 01-00046 and 01-00047. For more frequent work we recommend using our hydraulic cylinders instead.

**Contains these parts**

1. 01-00020-001 - Drawbar M18, 330mm with nut
2. 01-00020-002 - Plate 19x45x5
3. 01-00020-003 - Press plate
4. RES4024 - Flange nut M18




**Press plate, adapter for 01-00035**

01-00020-100

**Option for the manual drawbar set 01-00020.**

The press plate makes it possible to use the front wheel bearing set 01-00035 also for manual use, without hydraulic.



**Manuel pull rod set**

01-00056

All parts are dimensioned and designed for use with 1/2" impact gun, ratchet or wrench with 27 mm. The set is designed to be used with the 01-00041 Fixing plate. (Not included)



**In Use**



**Manual press rod set**

01-00039

**The set comes with four different press axles for adaptation with the different tool sets. All parts are dimensioned and designed for use with 1/2" impact gun, ratchet or wrench with 27 mm.**

The real power is up to 15 ton, it's to be compared with the 8 Ton that can be measured with a normal grease spindle on the market. The threads, harder material and the special bearing make it possible to use a 1/2" impact gun without damaging the tool. For frequent jobs on ball-joints, bushings and axle shafts our hydraulic cylinders from 8,5 – 22 ton is recommended.

**Contains these parts**

1. 01-00039-001 - Press rod M30
2. 01-00039-002 - Adapter 1 1/2" – M30
3. 01-00039-003 - Washer Ø 18,8 x 3 mm (4 pcs)
4. 01-00039-010 - Press axle 50 x Ø 19 mm
5. 01-00039-011 - Press axle 85 x Ø 19 mm
6. 01-00039-020 - Press axle 56 x Ø 24 mm
7. 01-00039-021 - Press axle 100 x Ø 24 mm
8. 09-874-3010 - Lithium grease



**In Use**



01-00039 can be used with the tools bellow.



**Save time. Save money.  
Save the environment. With Wallmek.**

We believe in simplicity – in powerful solutions that not only change the way you work, but also the way you think about repairs. Our specialized tools are not just effective – they're a revolution in sustainability.

By repairing instead of replacing entire units, you save resources and reduce CO<sub>2</sub> emissions. It's a win-win – for you and the environment.

We've designed our tools to deliver superior performance, year after year. For every use. For every repair.

**More than just tools.**

When you invest in Wallmek, you're investing in the future. Each product is carefully developed to last and to make a difference.

**Our commitment is simple:**

To help you work smarter while doing something good for the planet.

**More efficient. More sustainable. Better.**

Wallmek is more than just tools – it's a step toward a greener future. Choose innovation. Choose sustainability. Choose Wallmek.

**Cylinder holder Ø65-100 mm**
**04-00021**
**Developed for use with the following cylinders; 1090-02-WAL, 1090-03 and 03-00028/ 01-00030.**

The holder is designed for use on the cylinders with hand held use and for use on a floor stand or gear box lift. Adjusting and locking of the cylinder is very easy and flexible for simple use. Also other cylinder brands and types from Ø65 – 100 mm can be mounted in the holder. Fits gearbox lift and floor stands with axles measuring from 25 - 30 mm.

**Contains these parts:**

- 04-00021-001 - Holder without clamps
- 04-00021-013 - Clamp Ø70 mm
- 04-00021-014 - Clamp Ø85 mm
- 04-00021-015 - Clamp Ø100 mm

**Used with cylinder:**

- 1090-01 (16 T)
- 1090-02 (22 T)
- 1090-03 (14 T)
- 03-00028 (32 T)
- 01-00030 (18 T)

**Hand held      Gearbox lift and floorstand**

**Spacer Ø 20 x 30 mm**
**01-00035-121**
**The spacer fits M18 and M20, inner 20,5 mm**

**Spacer Ø 20 x 55 mm**
**01-00035-122**
**The spacer fits M18 and M20, inner 20,5 mm**

**Punching nut -Fits 8,5T, 18T, 22T, 32T cylinders**
**01-00031**

When punching force is needed for pulling with our hydraulic cylinders. Useful for hubs and wheel bearing removal. M18 version can also be used with the manual drawbar 01-00020. Depending on hammer size, the extra force is similar as 2,5 – 3,5 times more power than the cylinder power itself.

**Available in the following dimensions:**

- 01-00031-018 - Punching nut M18
- 01-00031-020 - Punching nut M20
- 01-00031-022 - Punching nut M22


**Adapters for other tool systems**

- 1068-04 - Adapter G1 ½" to 2 ¼" – 14UNS (Klann thread)
- 1068-05 - Adapter G1 ½" to G2 ½" – 11 (16 and 22 ton cylinder - 32 tons cylinder thread)
- 1068-06 - Adapter 2 ¼" – 14UNS (Klann thread) to 1 ½"
- 1068-07 - Adapter G1 ½" to M55x1,5 (Volvo thread)
- 1068-08 - Adapter G1 ½" to M68x2 (Paschke thread)
- 1068-09 - Adapter M68x2 (Paschke thread) to G1 ½"


**Drawbar, flange nut & adapter set**
**1090-32**

Set of drawbars, flange nuts and adapters.

**Contains these parts:**

1090-32-10	1090-32-12	1090-32-14
<b>RES4014</b> Drawbar M10, 150 mm, 12.9 quality.	<b>RES4015</b> Drawbar M12, 250 mm, 12.9 quality.	<b>RES4016</b> Drawbar M14, 250 mm, 12.9 quality.
<b>RES4012</b> Adapter M22 → M10	<b>RES4011</b> Adapter M22 → M12	<b>RES4010</b> Adapter M22 → M14
<b>RES4023</b> Flange nut M10	<b>RES4022</b> Flange nut M12	<b>RES4021</b> Flange nut M14
1090-32-18	1090-32-22	
<b>RES4026</b> Drawbar M18/M22, 250 mm long, 12.9 quality.	<b>RES4024</b> Flange nut M18	<b>RES4027</b> Drawbar M22, 250 mm, 12.9 quality.
		<b>RES4025</b> Flange nut M22

**Drawbar set M20**
**1090-32-20**
**RES4042**  
 Drawbar M22/M20, 330 mm, 12.9 quality.

**RES4043**  
 Flange nut M20

**RES4036**  
 Drawbar M27, 330 mm, 10.9 quality.

**RES4035**  
 Flange nut M27

**RES4037:** Drawbar M27, 500 mm, 10.9 quality.

**RES4008**  
 Adapter M27 → M24

**RES4039**  
 Adapter M27 → M22

**RES4009**  
 Adapter M22 → M18

**Drawbar. Produced in 12.9 Quality, also available for order in 500mm lengths**
**04-00008-001** - Drawbar M10, 1000 mm  
**04-00008-002** - Drawbar M12, 1000 mm  
**04-00008-003** - Drawbar M14, 1000 mm

**04-00008-004** - Drawbar M22, 1000 mm  
**04-00008-005** - Drawbar M18, 1000 mm  
**04-00008-007** - Drawbar M27, 1000 mm

**Adjustable press rod**

**This combination can be used with the following press frames: 1090-60, 1090-69 for smaller bushings or ball joints. The O-ring fitting locks the socket to the axel for easier handling.**

**95 mm, M22**
**01-00001-004**

 The press rod makes it possible to use the 8,5 ton hydraulic cylinder 03-00015 (M22) with the **universal set 01-00003**.

**170 mm, M22, Klann adapter**
**01-00043**

 The press rod makes it possible to use the 8,5 ton hydraulic cylinder 03-00015 (M22) with **Klann press sockets**


**Pneumatisk, variable hydraulic pump 1036**

1036

**Pneumatic driven hydraulic pump with variable speed for better control.**

The pump is delivered with a pressure gauge and 2,2 m hose and drip-free quick coupling. Oil tank volume 1,3 litres

**Contains these parts:**

- 1-1036 - Pneumatic, variable hydraulic pump
- RES 1030-02 - Hydraulic hose for 1030 & 1036
- RES4304 - Hydraulic quick coupling, female
- 1036-10 - Anslutningslang luft
- 04-00003 - Connecting hose, air



5

For use with all our hydraulic cylinders (Max pressure 700 bar)



2,2 m hose and drip-free quick coupling with locking function. The core is protected with double wire braids for extra safety and longevity.

**Hydraulic foot pump 1030**

1030

**Hydraulic foot pump 700 bar for use with all our hydraulic cylinders.**

2,2 m hose and drip-free quick coupling. Oil tank volume 0,75 litres.

**Contains these parts:**

- 1-1030 - Hydraulic foot pump
- RES 1030-02 - Hydraulic hose for 1030 & 1036
- RES4304 - Hydraulic quick coupling, female

For use with all our hydraulic cylinders ( Max pressure 700 bar )



2,2 m hose and drip-free quick coupling with locking function. The core is protected with double wire braids for extra safety and longevity.

04-00015

**Safety cover with catch strap**

Additional item for hydraulic operation directly on the car. Prevents damage if parts brakes or falls down.



04-00016

**Pressure gauge for hydraulic pumps 1030**

Complete kit with coupling and nipple for connecting directly to any Wallmek hydraulic pumps. The hydraulic cylinders manual. Includes a chart that shows the maximum oil pressure in bars for each different drawbars



04-00020

**Hydraulic oil 1 L**

High quality hydraulic oil, optimal for Wallmek's hydraulic tools and pumps. Regular hydraulic oil change and correct volume increases the operation time of the components.

ISO VG 32




**HYDRAULIC SPRING COMPRESSOR - 3 FUNCTION IN 1 TOOL**


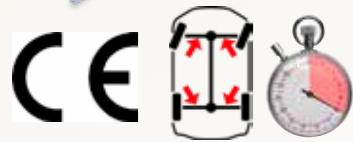
1. Efficient tool when working with wheel suspensions. It covers almost every front and rear spring on passenger cars and commercial vans. Ø 150 - 240 mm.

2. It allows the mechanic to compress the spring and remove the shock absorber unit from the wheel spindle/knuckle directly on the car.

3. The upper frame can be mounted upside-down and be used as a lifting jack when working with other jobs on the suspension system.



HSC2008-118-020



HSC2018

**MAXIMUM POWER, PRECISION, AND SAFETY IN ONE TOOL!**

The arms are easily adjustable in height.

The pin on the claw has an eccentric placement. Turning the claw a half turn increases or decreases the grip range of the tool.


Safety strap

The adjuster screws locks the arms in position

Adjustable support  
Height adjustable but also reversible. Locks in position with a locking bolt.


Use with hydraulic pump 1036 or 1030

Use the adjustable foot to set the stand at the desired angle relative to the floor



723 mm

706 mm




Maximum oil pressure: 700 bar  
Maximum force: 2.1 tonnes  
Maximum stroke length: 430 mm  
Weight: 44 kg

HSC2018-100

1. This unique spring compressor is a safe and efficient tool for working with wheel suspensions. With adjustable settings and special jaws, it fits most front and rear springs on passenger cars and light commercial vehicles, including challenging models like Mercedes C/E-Class and newer BMWs (spring Ø 150-240 mm).

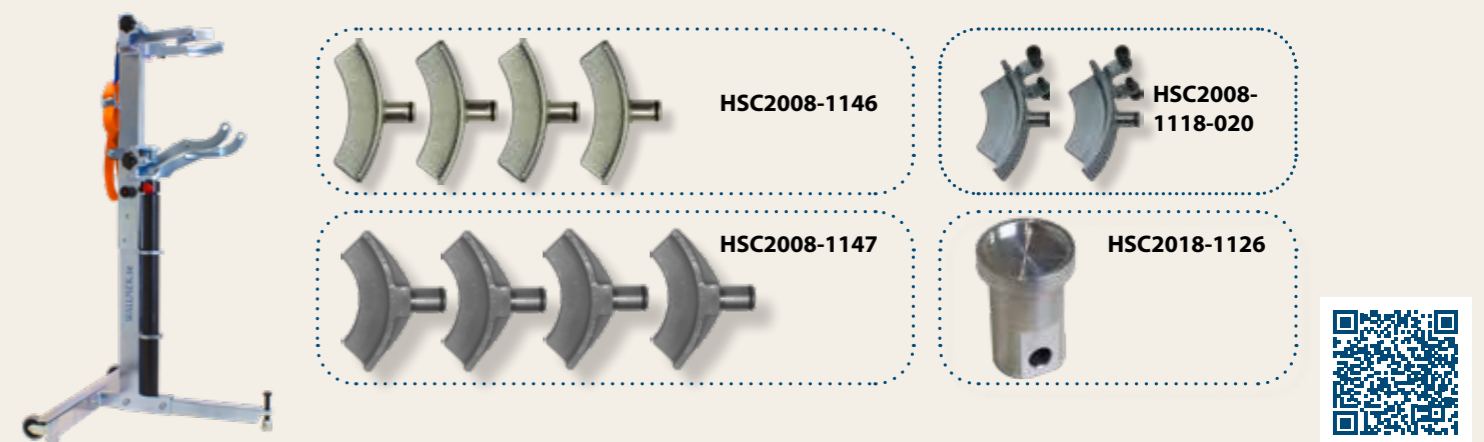
2. It lets the mechanic compress the spring and remove the shock absorber unit directly on the car, and can also unload the lower control arm for work on ball joints or sway bars. With spring pressure applied, the lower plate rubber can be replaced within minutes.

3. The upper frame can be mounted upside-down and used as a lifting jack for various suspension jobs. A safe, mobile unit suitable for both front and rear axle work anywhere in the workshop.



HSC2008-1146

HSC2018-1126



HSC2008-1146

HSC2008-1118-020

HSC2008-1147


HSC2018-1126




**Set with claws for upper plate, 2 pcs**

**HSC2008-1120-020**

The specially shaped claws provide safe and efficient compression against the upper spring plate. Their universal design fits most vehicles, including those with complex coil geometries where standard tools may not work safely. This accessory kit is used with the standard lower claws to ensure secure and stable operation on hydraulic spring compressors such as HSC2018, HSC2018-100, and HSC2008. Suitable for vehicles with specific spring configurations, including: **Toyota RAV4, BZ4, Opel Insignia, Buick Regal, Saab 95, m.m. Toyota RAV4, BZ4. Opel Insignia, Buick Regal, Saab 95, m.m.**



In Use




**Holder for accessories**

**HSC2008-1121**

**Practical Accessory Holder for Hydraulic Spring Compressor.** A convenient and secure holder designed to organize all accessories for the hydraulic spring compressor. Easily mounted on HSC2018, HSC2018-100, and HSC2008. All accessories remain firmly in place, even during transport and operation.




**HSC2008-1146**



**Claw set 4 pcs**

Claw set for Ø 150 - 240 mm. (Included in HSC2018 & HSC2018-100)

**HSC2008-1147**



**Claw set 4 pcs**

Designed claw for multi-link front suspensions like MB 211 and others with a smaller dia. than standard MacPherson type. The claws are used for springs from Ø 70 - 160 mm. (Included in HSC2018-100)

**HSC2008-1118-020**



**Claw set 2 pcs**

Specially designed for models like Chrysler Voyager 1996-2007, Citroën C3, Mercedes C class. (Included in HSC2018-100)

**Aluminium top**

**HSC2018-1126**

The top is used together with the reversible upper section of the spring compressor as support when pressure from underneath is required. This is typically needed when working with control arms, suspension links, and steering knuckles. (Included in HSC2018 & HSC2018-100)

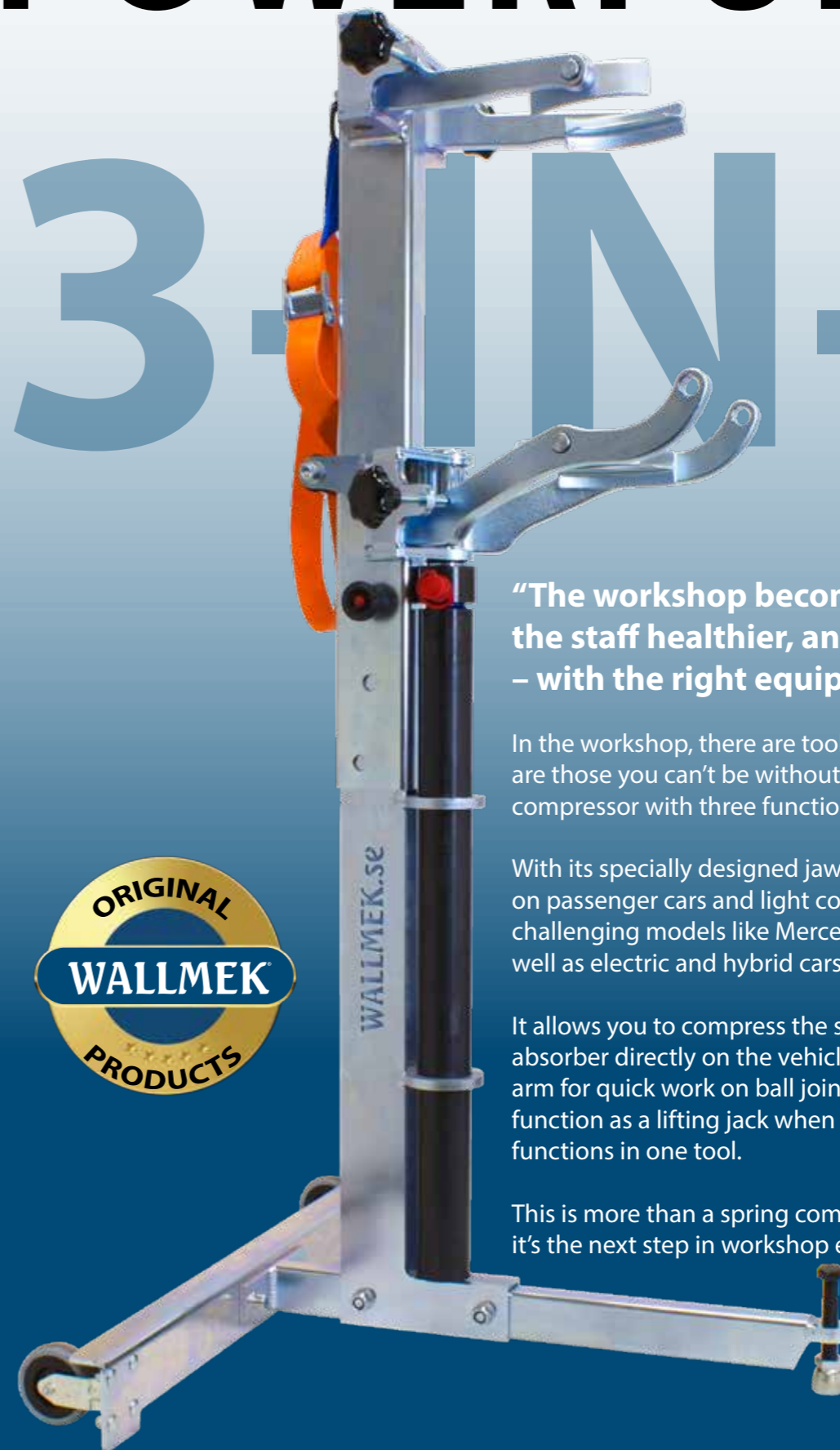


In Use



# ERGONOMIC & POWERFUL

## 3-IN-1



**“The workshop becomes more profitable, the staff healthier, and the work safer – with the right equipment!”**

In the workshop, there are tools you use – and then there are those you can't be without. The hydraulic spring compressor with three functions is definitely one of them.

With its specially designed jaws, it handles nearly all springs on passenger cars and light commercial vehicles, including challenging models like Mercedes C- and E-Class, BMW, as well as electric and hybrid cars.

It allows you to compress the spring and release the shock absorber directly on the vehicle, unload the lower control arm for quick work on ball joints and sway bars – and even function as a lifting jack when the frame is reversed. Three functions in one tool.

This is more than a spring compressor – it's the next step in workshop evolution.



**Fuel tank drainer 115 L, with EX certificate**

**L1050-E**

- Made of stainless steel with a volume of 115 liters.
- Approved for petrol, diesel, and ethanol.
- Uses vacuum when draining the car, and pressure when emptying the fuel drainer.
- The fuel drainer has an overfill protector, safety vent and pressure regulator.
- No movable parts that can get damaged by fuel or particles.
- Safe, fast (max 15l/min) and quiet operation..
- Long lifespan with high durability



**Comes with the drainer:**

1. L1054-1 - Fuel refill pipe 15 litre/min.
2. L1054-2 - Suction adapter, coned. 7 litre/min
3. L1063 - Stainless steel hose with quick coupling for draining fuel through long, bent and complicated fuel tank filler necks with L1050 and L1050-E

**Diameter:** 12 mm. **Length:** 1,9 m. **Suction capacity:** 7 litres/min

**Accessories**

1. L1054-1 - Fuel refill 15 litres/min
2. L1054-2 - Suction adapter, coned 7 litres/min
3. L1055-1 - Adapter male/female 8mm pipe
4. L1055-3 - Adapter male/female 10mm pipe
5. L1055-4 - Adapter male/female 12mm pipe
6. L1055-5 - Adapter female 14mm pipe

**Fuel suction hoses for long, bent and complicated fuel filler necks:**

7. L1063 - Fuel suction hose 12mmØ, 1,9m Suction capacity: 7 litres/min
8. L1063-2 - Fuel suction hose 8,5mmØ, 2,25m Suction capacity: 2,5 litres/min
9. L1063-4 - Fuel suction hose 12mmØ, 3m 7 litres/min
10. 05-00007 - Fuel suction hose with pipe for Volvo S80 (2007-) S80L, V70, XC60, XC70 (2008-). The pipe makes it possible to drain the passive half of the fuel tank.
11. 05-00008 - Fuel suction hose with pipe for Volvo V60 – S60, (2011-). The pipe makes it possible to also drain the passive half of the fuel tank.
12. L1063-5 - Fuel suction hose 8,5mmØ, 3m Suction capacity: 2,5 litres/min
13. 05-00006 - Adapter for lidless filling (petrol/E10-85) filling necks. Unlocks and gives access for draining and filling of fuel..
14. 05-00010 - Adapter for lidless filling (diesel) filling necks. Unlocks and gives access for draining and filling of fuel



**Fuel fume evacuating hose**

**L2620**

**Hose unit for evacuating petrol and diesel fumes away from the vehicle during the work with fuel tanks.** It can also be used when draining and filling the car. When working with an open fuel tank armature the mechanic is exposed to petrol fumes and the car's interior can smell of fuel afterwards. This is avoided by sucking out the fumes through the fuel refill pipe. The evacuating hose is powered by a compressed air ejector that produces vacuum in tank. The hose is then connected to an approved exhaust fan. Standard length 2, 5 metres. Contact us for custom lengths.



**Liquid indicator ½"**

**05-00001**

For mounting on the fuel tank drainer fuel hose. ½" pipe thread



**Oil drainer 115 L, with EX certificate**

**L2430**

**Designed and developed for long lifetime and safe draining of waste oil for Auto shops and recycling stations.**


A cars engine oil will get diluted with fuel over time. The resulting waste product is classified as a flammable liquid. It can catch fire easily and must be handled with products designed and approved for handling this liquid. This means the oil drainer needs to be delivered with a manual with an EX classification plan and approval for **EX-classed environments!**

This oil drainer is also equipped with a grounding cable, antistatic wheels, and hoses to decrease risks further. The pressure vessel is made from stainless steel and has no moving pump parts. With robust valves, hoses, and connections, this oil drainer is safe to use and has a long life.

The drainage tray is made of aluminium and measures 890 mm (L) by 490 mm (W). This generous size allows for the draining of the engine and gearbox simultaneously. The drainer can also suction oil/ AdBlue/ glycol/washer fluid with a powerful vacuum, even while draining with the tray. The container is emptied by air pressure, no extra pump is needed to transfer the waste oil to external storage tanks. Probes for draining rear axles, gearboxes and power steering systems are included with the drainer.

**Oil drainer 115 l**

- The drainer is delivered with a grounding connection, antistatic hoses, and wheels.
- Adapter kit with four suction probes included.
- No moving pump parts.
- Oil pan made of durable aluminium.
- Simultaneous draining of engine and gearbox possible
- The container is made of stainless steel.
- Suction oil/ AdBlue/glycol/washer fluid



**Tool trolley with 9 drawers**

04-00022

**Double tool trolley with totally 9 drawers developed for Wallmek toolsets and foams.**

The trolley is equipped with a large top drawer for cylinders and accessories.  
All drawers are locked individually and with a central lock system for extra safety during transport, storage and normal use.  
All drawers open fully with heavy duty ball bearing slides.

**Internal measurements for each drawer:**

- H100×B585×D418 mm (4 pch)
- H155×B585×D418 mm (3 pch)
- H263×B585×D418 mm (1 pch)
- H135×B1247×D418 mm (topplåda) (1 pch)

**Dimensions:** H 1155×B 1375×D 480 mm  
**Weight:** 158 KG



Central lock for safe storage!

Ball bearing slides that open fully.

The large axle wheels in combination with four swiveled wheels make the trolley easy to handle fully loaded with tools.



This storage system is made for automotive and truck garages that want to take the next step in efficiency and profit. The technician can put all his time towards finishing the job instead of spending time trying to find the right tools.

**The system simplifies inventory, replenishment and control of special tools, every thing has its place.**

**Tool Cart**

04-00022-300

**This sturdy tool cart, with its heavy duty wheels allows for easy maneuvering, even when fully loaded.**


The four angled shelves are designed to hold our storage foams and allow for easy access. On top is a large working area.

Tools are not included.

**Dimensions:** H 1250×B 800×D 630 mm. **Weight:** 38 KG

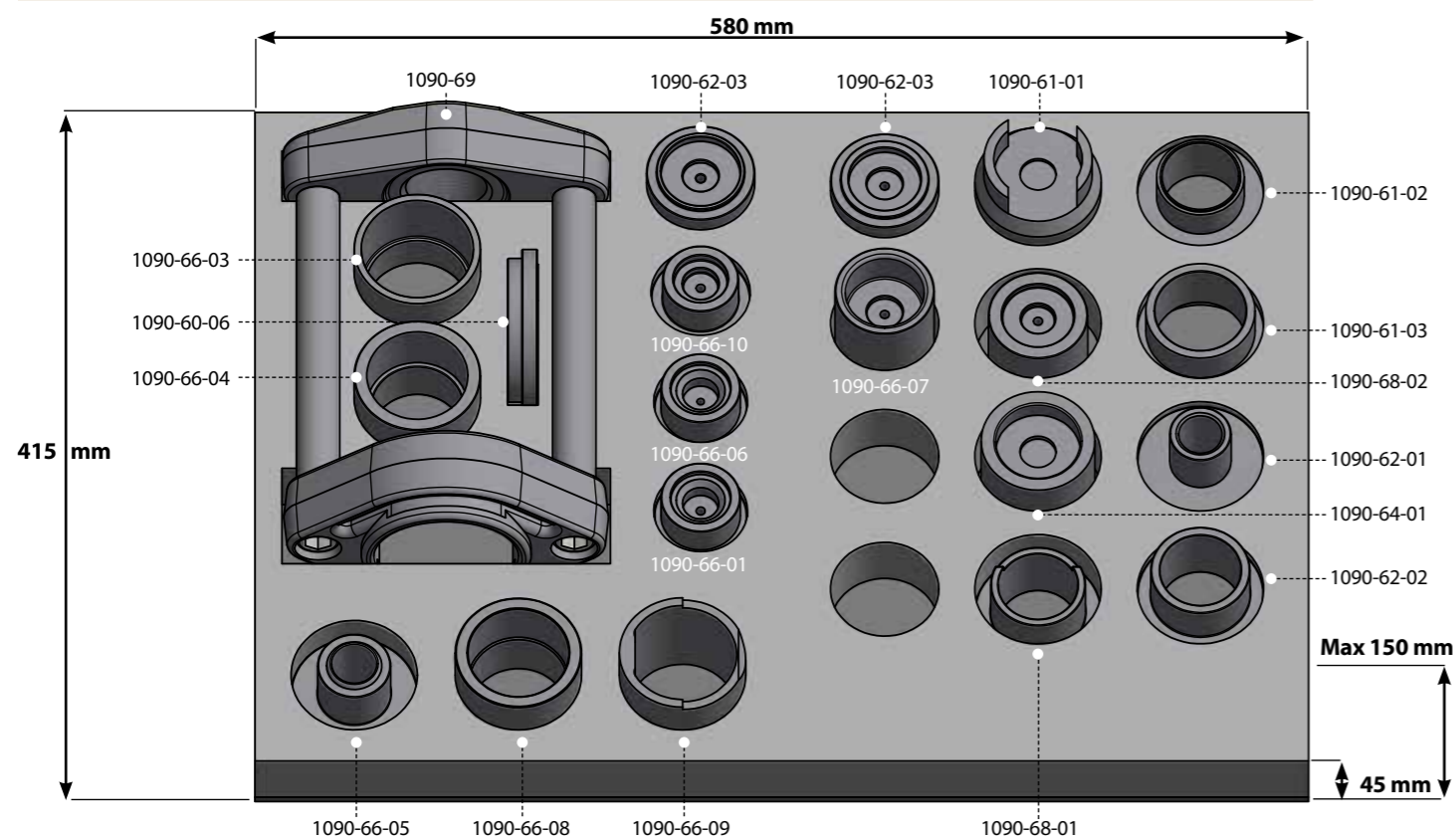
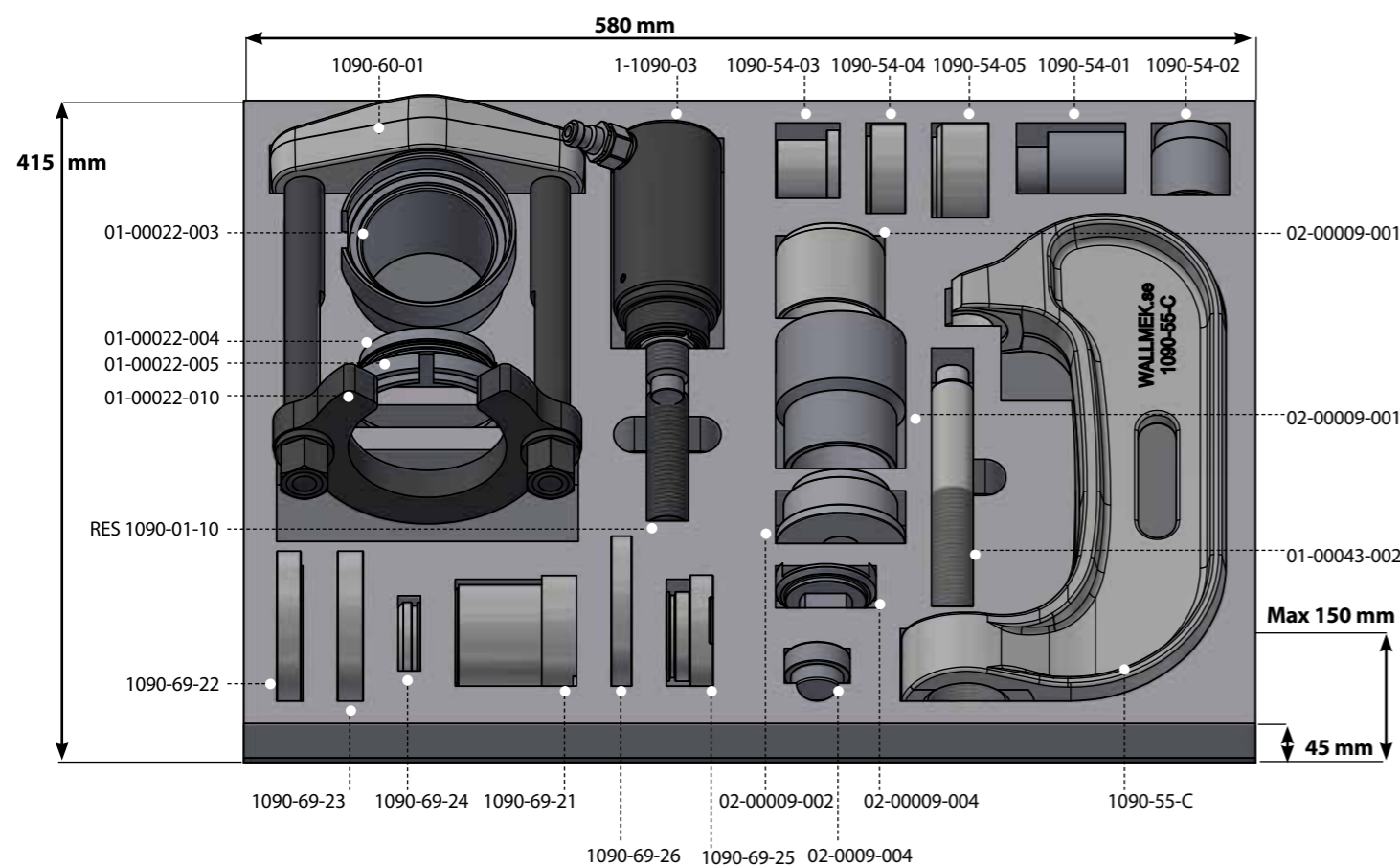
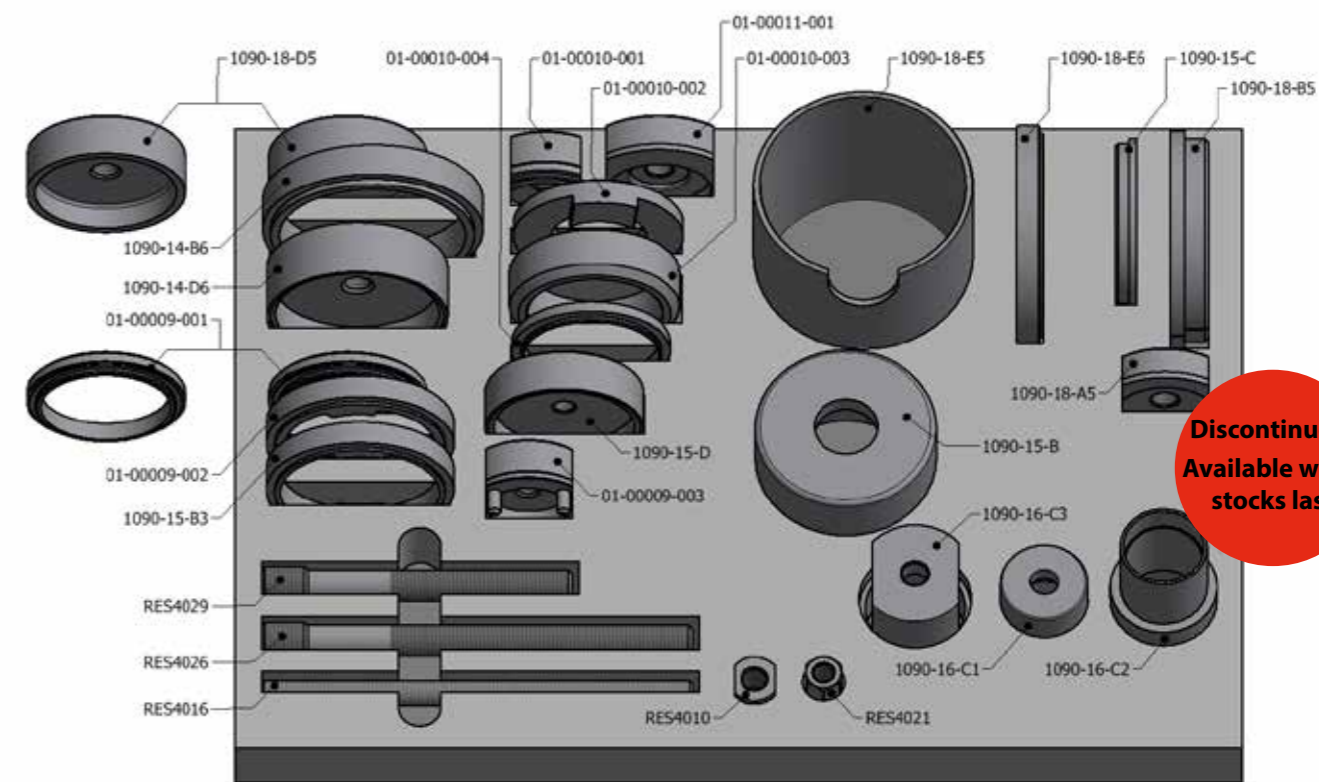
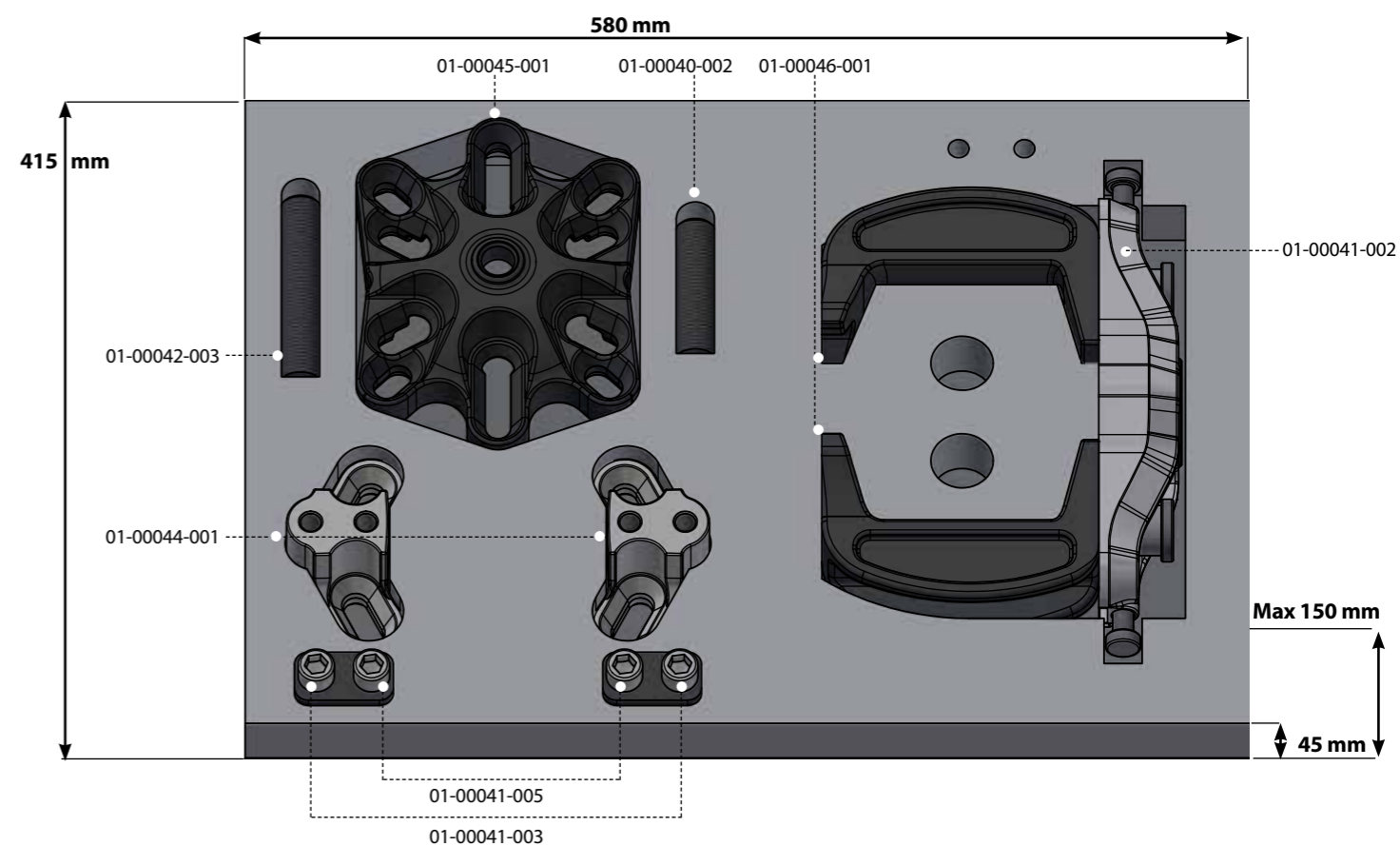


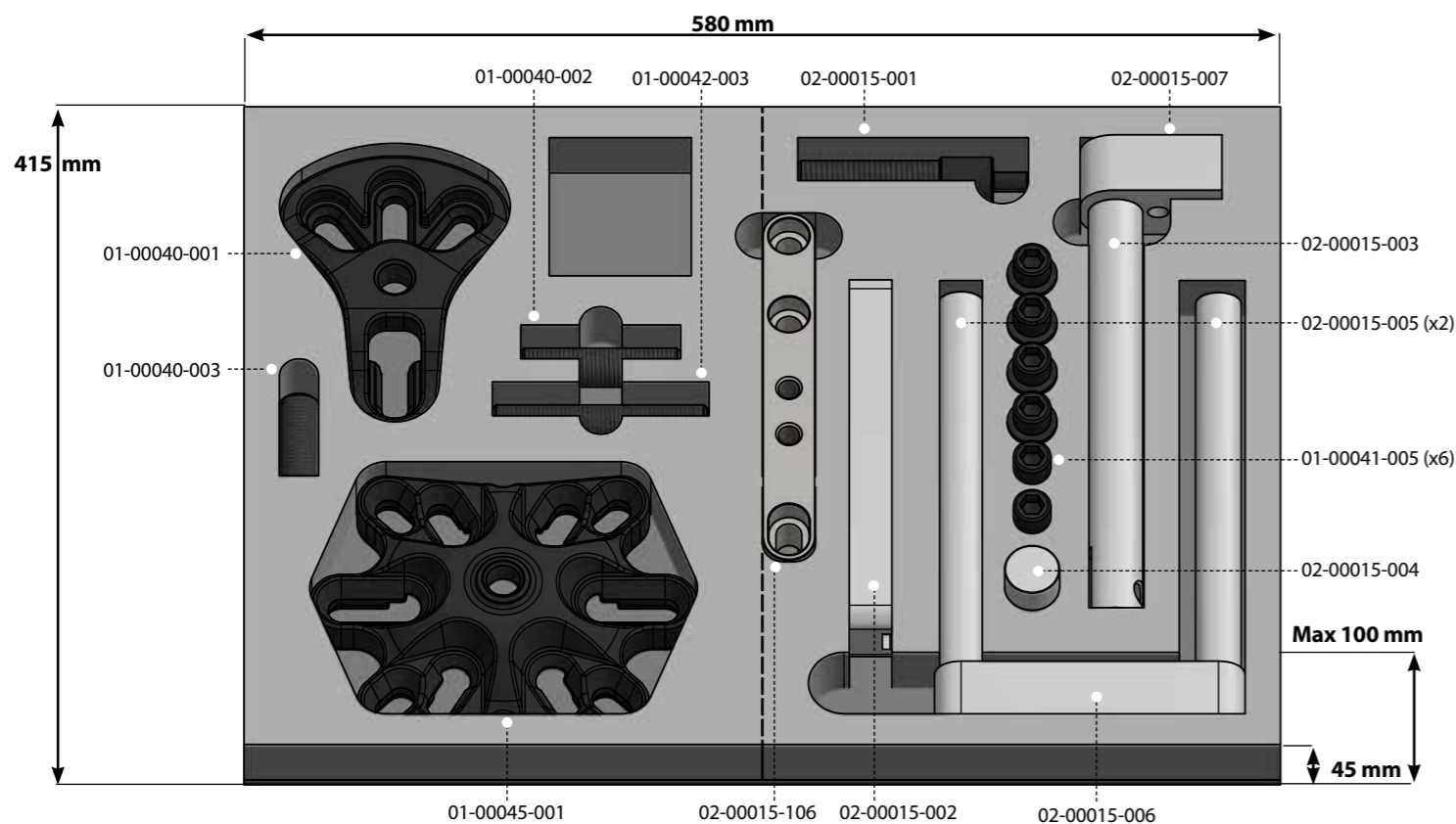
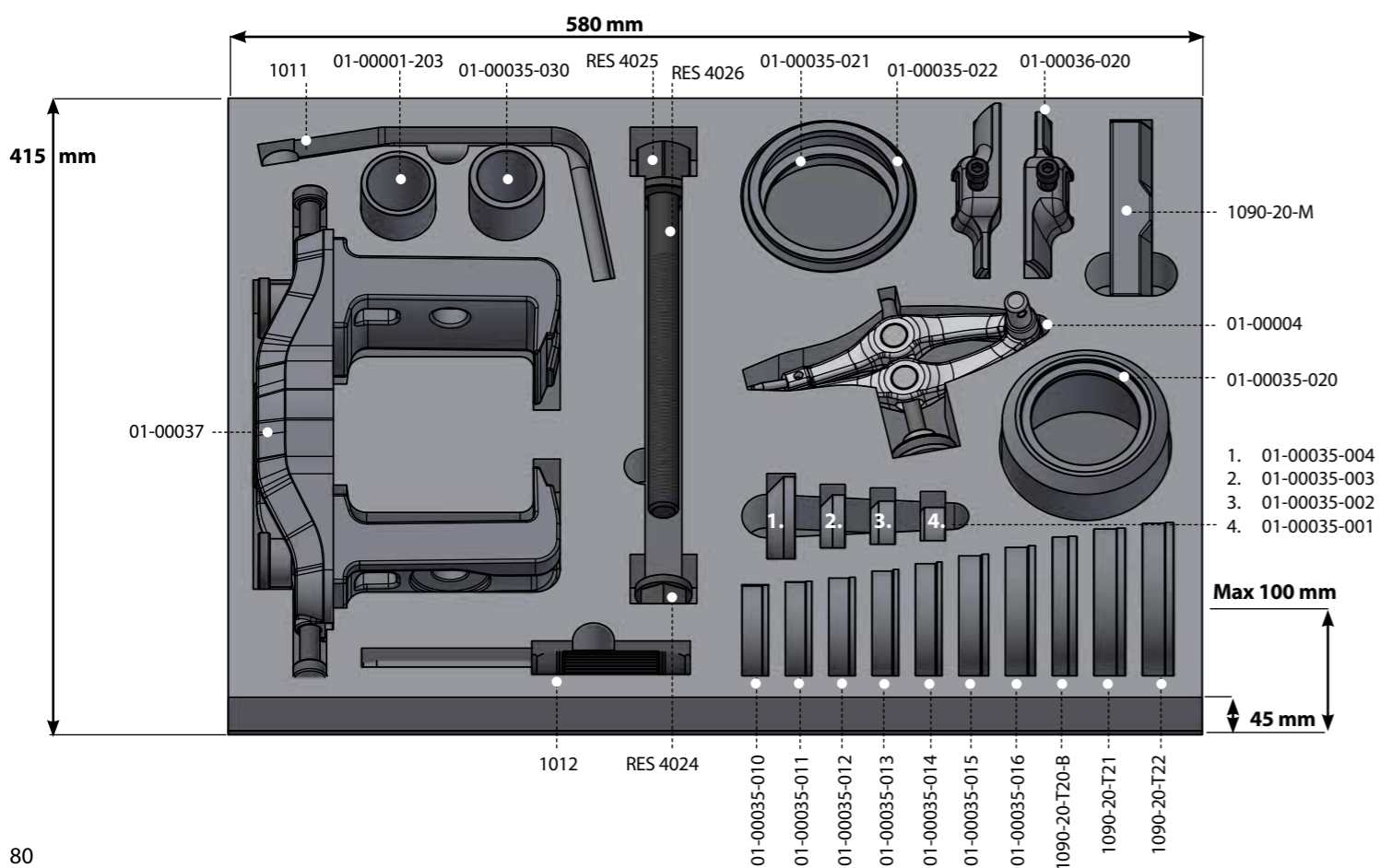
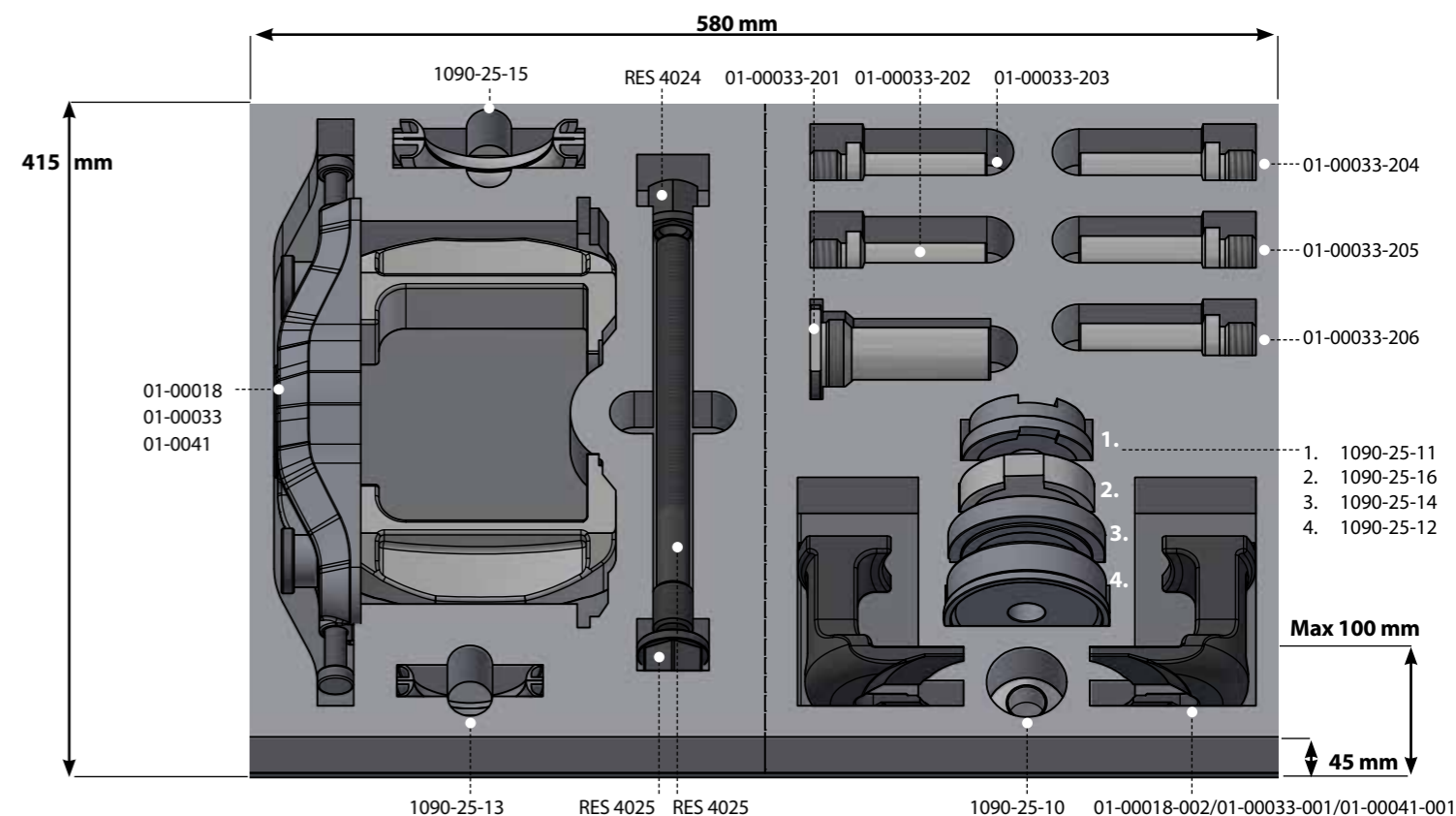
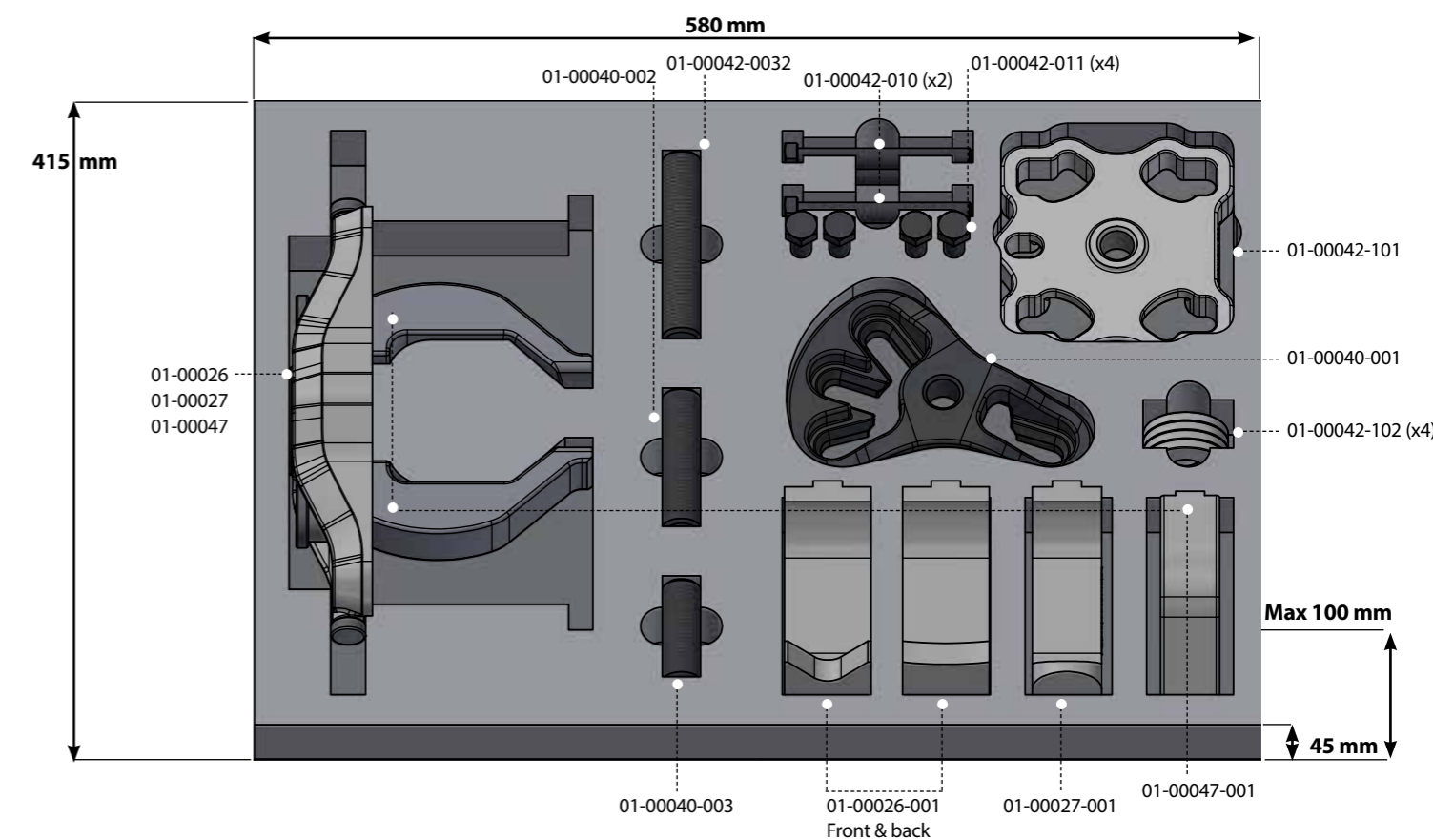
04-00022-301 Removable storage shelf.  
1 included, can be purchased separately.

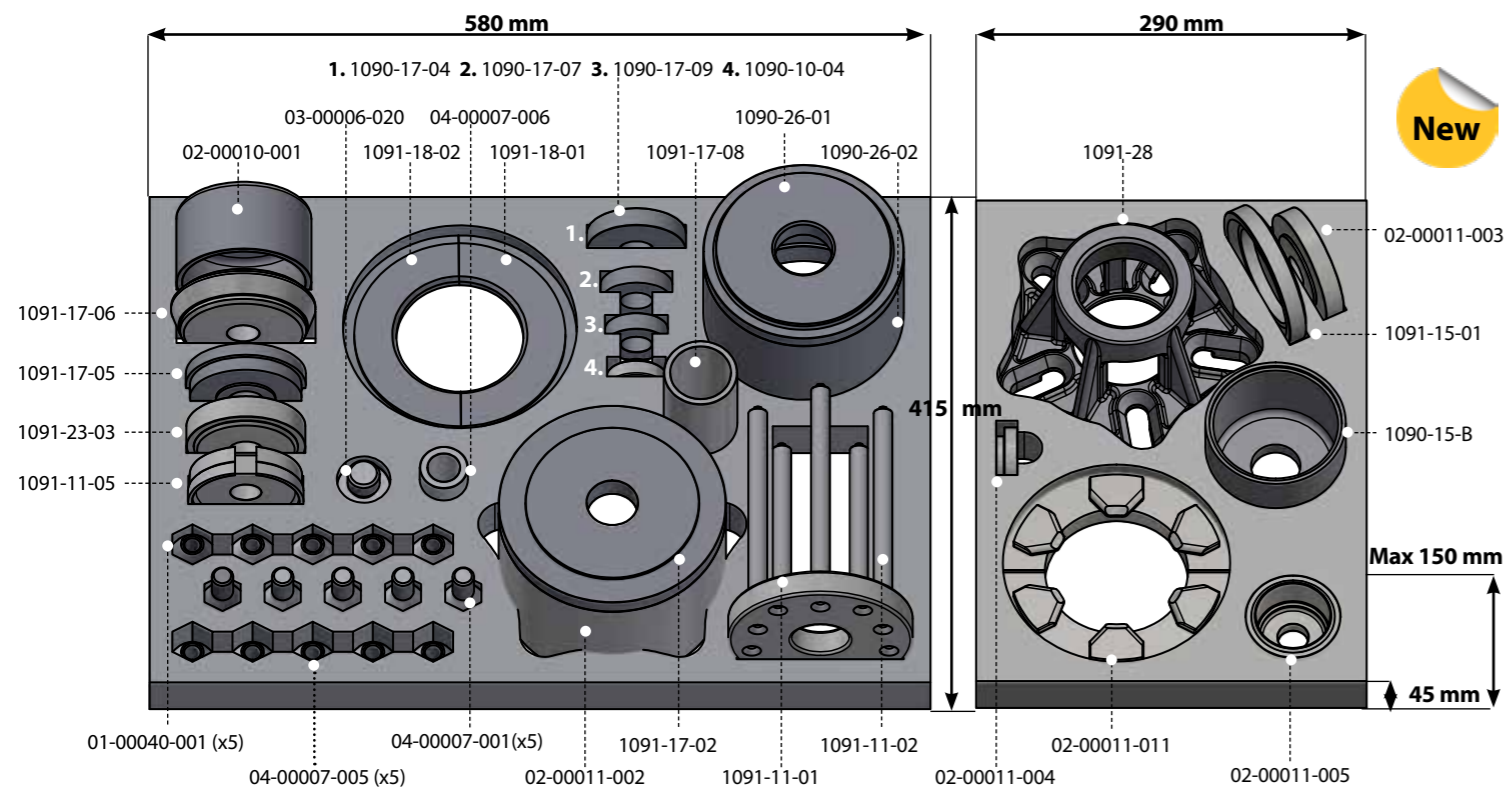
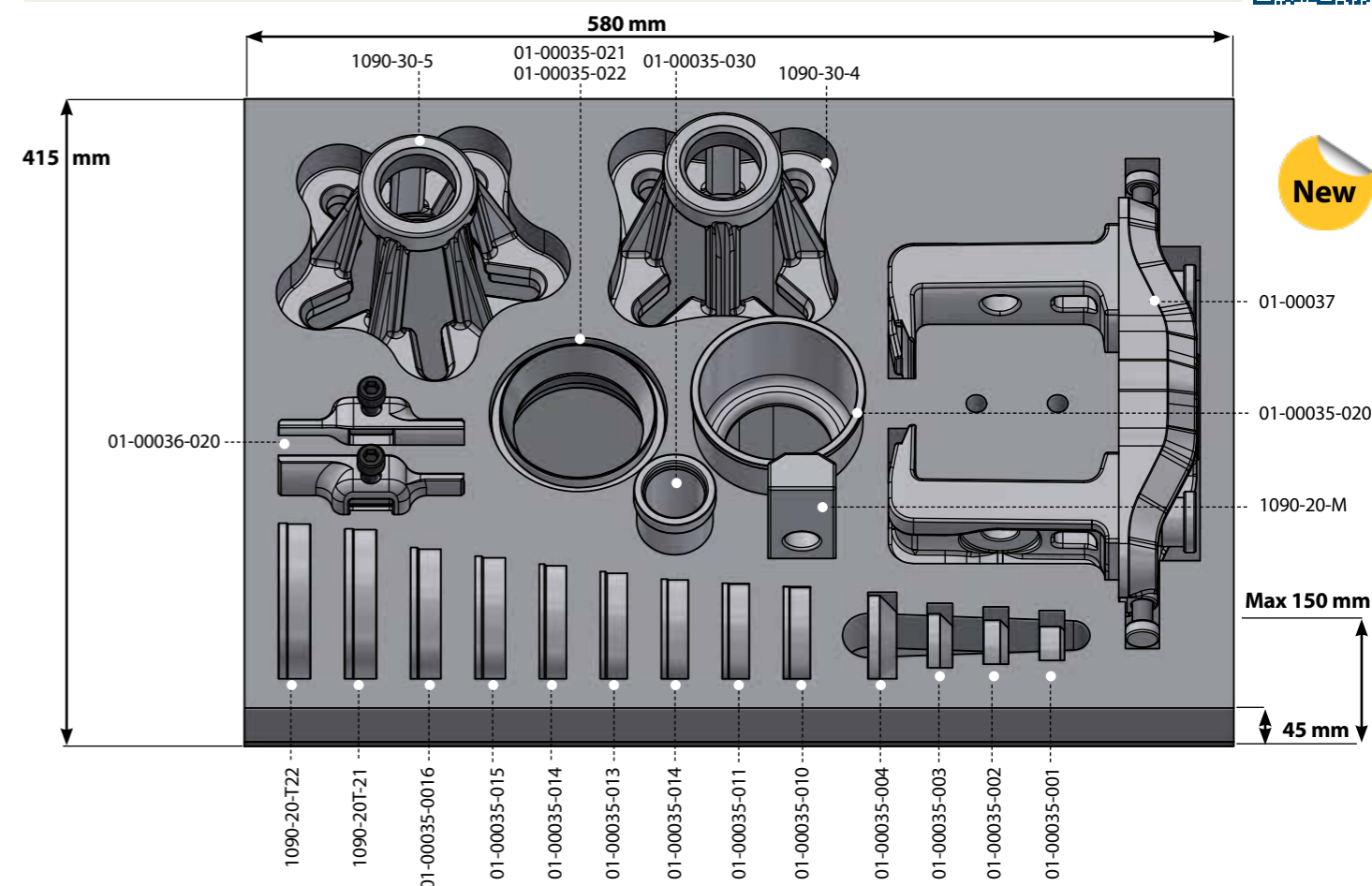
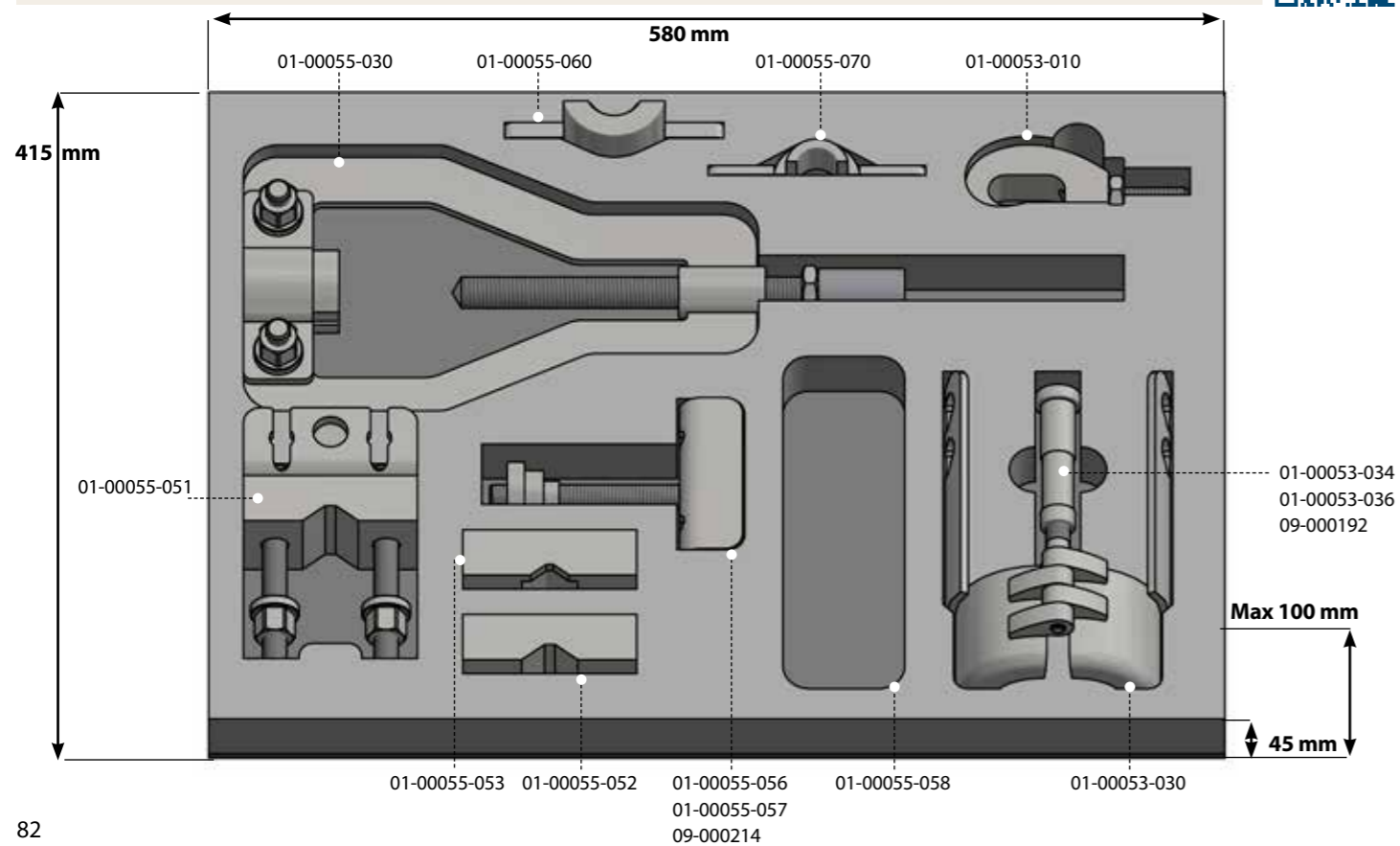
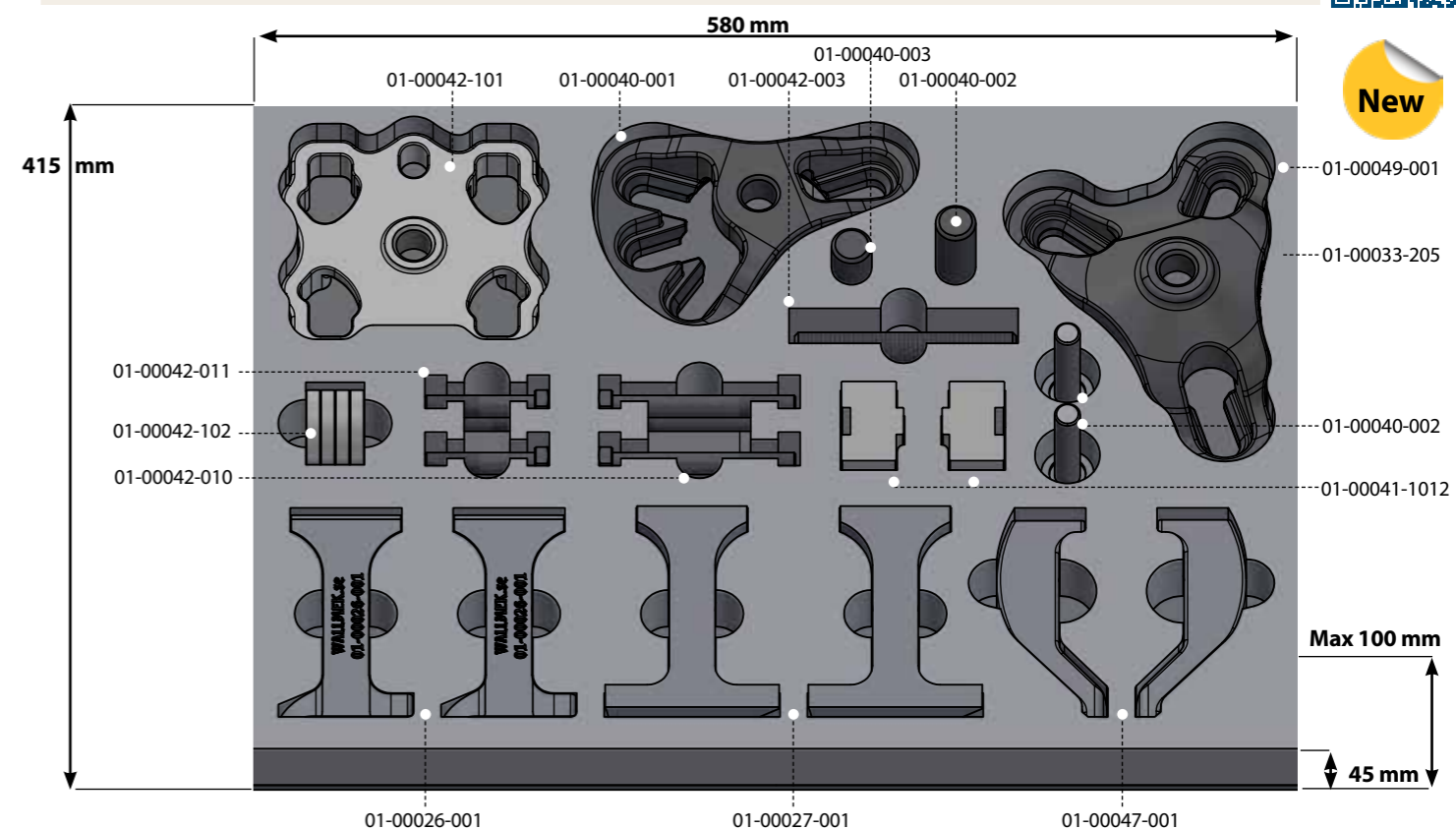


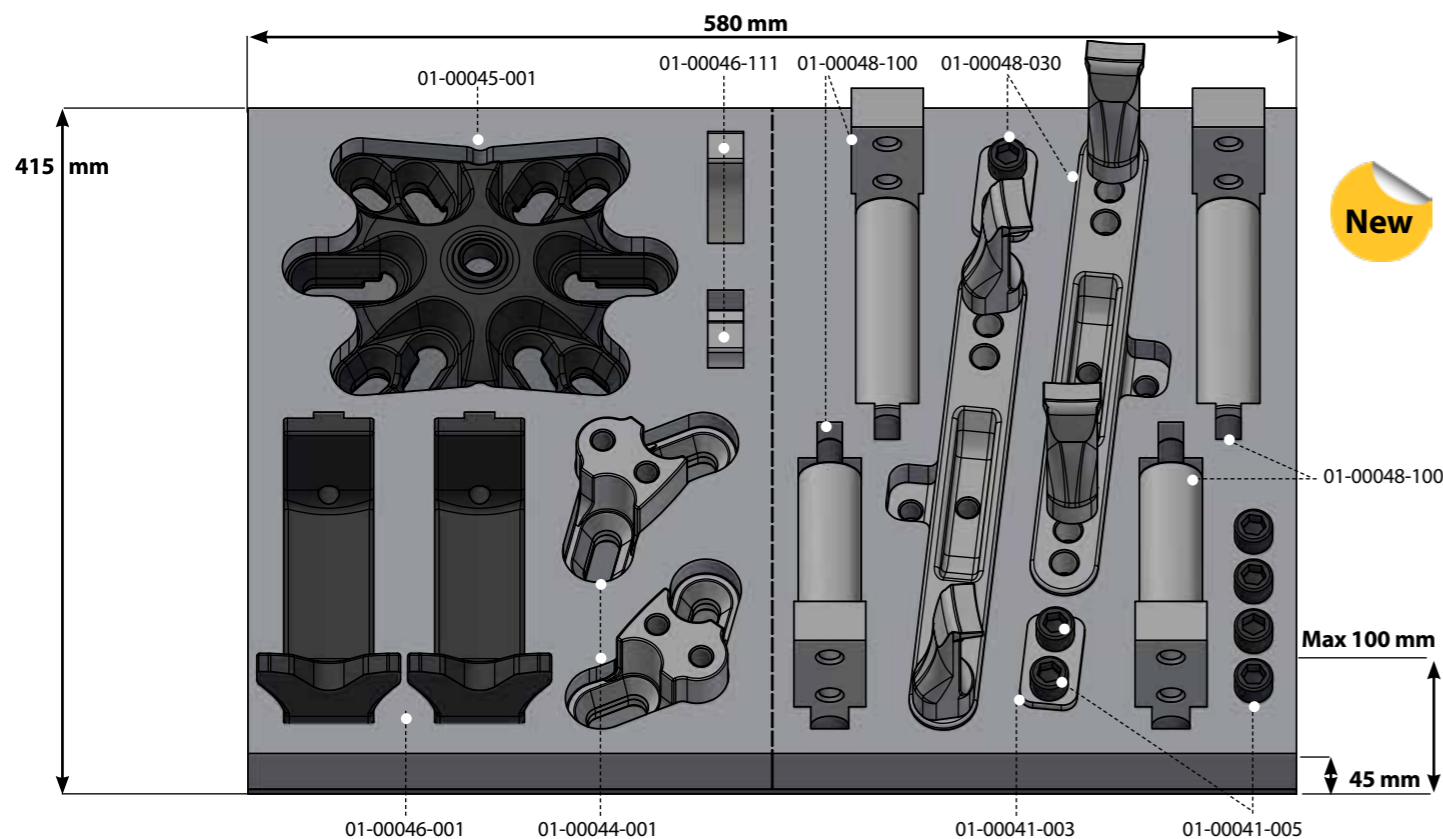
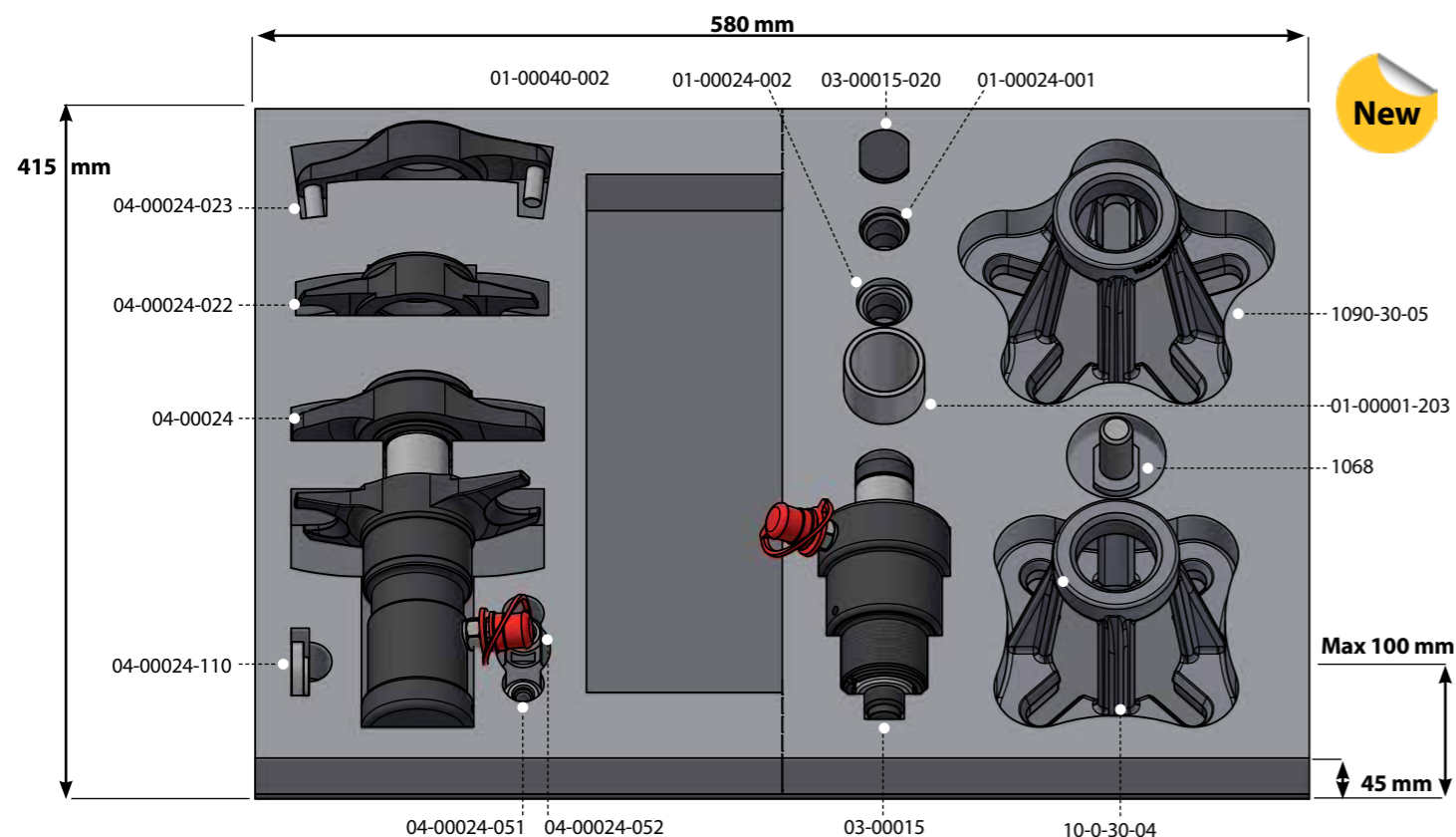
4 sturdy shelves designed to hold our foams.



**Foam for 1090-69 etc.****04-00022-003**Tool foam, tools not included. **Foam dimensions:** 580 x 415 x 45 mm. **Maximum height with tools:** 150 mm**Foam for 01-00022, 1090-55-C etc.****04-00022-004**Tool foam, tools not included. **Foam dimensions:** 580 x 415 x 45 mm. **Maximum height with tools:** 150 mm**Foam****04-00022-007**Tool foam, tools not included. **Foam dimensions:** 580 x 415 x 45 mm. **Maximum height with tools:** 150 mm**Discontinued!**  
Available while stocks last**Foam for 01-00046-300****04-00022-015**Tool foam, tools not included. **Foam dimensions:** 580 x 415 x 45 mm. **Maximum height with tools:** 100 mm

**Foam for 02-00015****04-00022-018**Tool foam, tools not included. **Foam dimensions:** 580 x 415 x 45 mm. **Maximum height with tools:** 100 mm**Foam for Generation 1****04-00022-019**Tool foam, tools not included. **Foam dimensions:** 580 x 415 x 45 mm. **Maximum height with tools:** 100 mm**Foam for Generation 2****04-00022-020**Tool foam, tools not included. **Foam dimensions:** 580 x 415 x 45 mm. **Maximum height with tools:** 100 mm**Foam for Generation 3****04-00022-021**Tool foam, tools not included. **Foam dimensions:** 580 x 415 x 45 mm. **Maximum height with tools:** 100 mm

**Foam for 02-00020 etc.****04-00022-023**Tool foam, tools not included. **Foam dimensions:** 580 x 415 x 45 mm. **Maximum height with tools:** 150 mm**Foam for 20-00011 & 1090-30****04-00022-030**Tool foam, tools not included. **Foam dimensions:** 580 x 415 x 45 mm. **Maximum height with tools:** 150 mm**Foam for 01-00055 & 01-00053****04-00022-029**Tool foam, tools not included. **Foam dimensions:** 580 x 415 x 45 mm. **Maximum height with tools:** 100 mm**Foam for 20-00016 etc.****04-00022-031**Tool foam, tools not included. **Foam dimensions:** 580 x 415 x 45 mm. **Maximum height with tools:** 100 mm

**Foam for 6-8 bolt, 01-00048-030 etc.****04-00022-032**Tool foam, tools not included. **Foam dimensions:** 580 x 415 x 45 mm. **Maximum height with tools:** 100 mm**Foam for 1090-30, 04-00024, 03-00015 etc.****04-00022-033**Tool foam, tools not included. **Foam dimensions:** 580 x 415 x 45 mm. **Maximum height with tools:** 100 mm**Stackable plastic tool box****04-00023**

A strong plastic stackable box for efficient storage of tools and cylinders. This solution fits also perfect when transporting the equipment between different shops.

**Foams to fit in the boxes are delivered with the following tools and sets;**

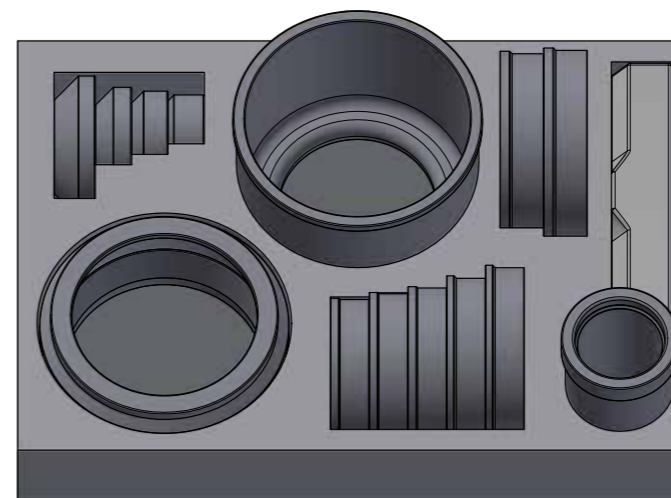
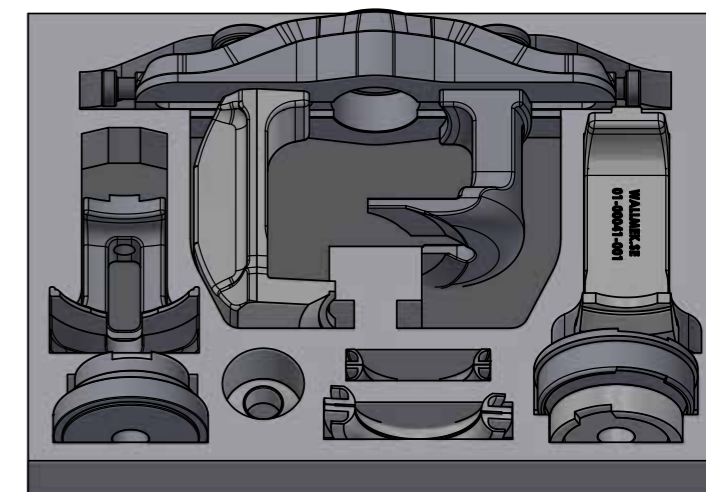
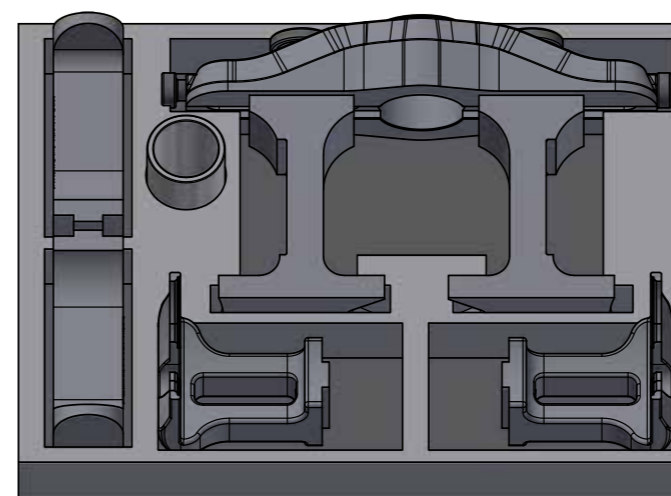
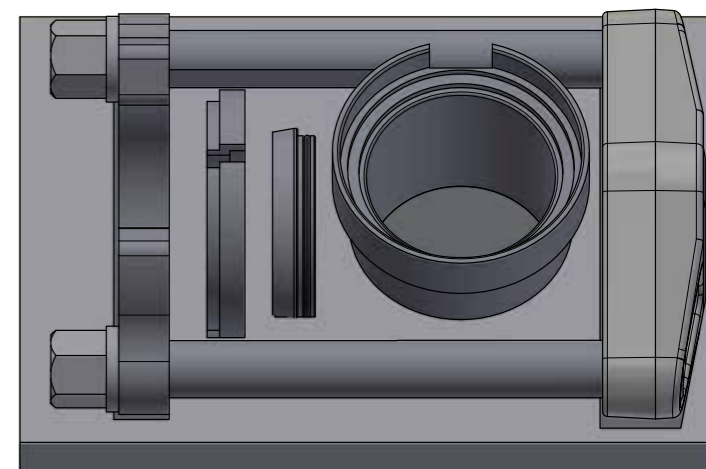
01-00022, 01-00026, 01-00027, 01-00033, 01-00035, 01-00037, 01-00041 och 01-00047.

Outer dia; 464 x 335 x 212h mm.

Inner dia; 400 x 300 x 150h mm.



The foams can also be ordered separately, see information below.

**Foam to 01-00035****04-00023-001**Foam, tools not included. **Foam dimensions:** 290 x 195 mm**Foam to 01-00033/41/-100-110-120****04-00023-002**Foam, tools not included. **Foam dimensions:** 290 x 390 mm**Foam to 01-00027/27/37****04-00023-003**Foam, tools not included. **Foam dimensions:** 290 x 390 mm**Foam to 01-00033/41/-100-110-120****04-00023-002**Foam, tools not included. **Foam dimensions:** 290 x 195 mm

Chapter

BALL-JOINT- & BUSHING SETS ..... 44  
 BALL JOINTS - BRAND SPECIFIC..... 56  
 BASIC SET - LIGHT COMMERCIAL VEHICLE ..... 38  
 BRAKES ..... 32  
 BUSHING SET - BRAND SPECIFIC ..... 50  
 DRIVE SHAFT & CV AXLES ..... 27  
 FUEL HANDLING ..... 74  
 GENERATION 1 - BOLTED BEARINGS..... 20  
 GENERATION 1 - PRESSED IN WHEEL BEARING..... 10  
 GENERATION 2 - COMPACT WHEEL BEARING..... 16  
 HYDRAULIC BALL-JOINT PULLER/SNAPPER..... 40  
 HYDRAULIC CYLINDERS..... 58  
 HYDRAULIC SPRING COMPRESSOR..... 70  
 IVECO DAILY ..... 36  
 MANUAL TOOLS ..... 64  
 OILDRAINER ..... 75  
 PUMPAR ..... 68  
 STORAGE & FOAMS..... 76  
 WHEEL BEARING & CV AXLE TOOLS FOR -6/8 BOLTED HUBS -SUV & PICKUP ..... 24  
 WHEEL BEARING - LIGHT COMMERCIAL VEHICLE..... 34

Product index

01-00001 ..... 46	01-00042-011..... 23	02-00009 ..... 56
01-00001-004..... 67	01-00042-B..... 23	02-00010 ..... 37
01-00001-400..... 46	01-00043 ..... 67	02-00011 ..... 36
01-00001-500..... 47	01-00043-003..... 56	02-00011-025..... 36
01-00002 ..... 47	01-00044 ..... 24	02-00012 ..... 18
01-00002-002..... 47	01-00045 ..... 25	02-00013 ..... 34
01-00003 ..... 46	01-00046 ..... 25	02-00014 ..... 34
01-00004 ..... 10	01-00046-100..... 26	02-00015 ..... 19
01-00020 ..... 64	01-00046-110..... 26	02-00015-101..... 19
01-00020-100..... 64	01-00046-111..... 26	02-00016 ..... 56
01-00022 ..... 50	01-00046-300..... 24	02-00016-020..... 56
01-00022-010..... 51	01-00047 ..... 21	02-00020 ..... 38
01-00023 ..... 55	01-00048 ..... 32	03-00014-001..... 43
01-00024 ..... 28	01-00048-030..... 32	03-00015 ..... 63
01-00024-010..... 28	01-00048-031..... 33	03-00015-020..... 63
01-00025 ..... 55	01-00048-050..... 33	03-00028 ..... 62
01-00026 ..... 20	01-00048-100..... 33	03-00041 ..... 36
01-00027 ..... 20	01-00049 ..... 22	04-00007-001..... 29
01-00030 ..... 60	01-00050 ..... 15	04-00007-004..... 29
01-00031 ..... 66	01-00050-020..... 15	04-00007-005..... 29
01-00033 ..... 16	01-00050-050..... 15	04-00008-001..... 67
01-00033-200..... 17	01-00050-100..... 15	04-00008-002..... 67
01-00035 ..... 11	01-00050-200..... 28	04-00008-003..... 67
01-00035-100..... 12	01-00050-210..... 28	04-00008-004 ..... 67
01-00035-110..... 12	01-00051 ..... 52	04-00008-005..... 67
01-00035-121..... 66	01-00052 ..... 52	04-00008-007..... 67
01-00035-122..... 66	01-00053 ..... 30	04-00015 ..... 69
01-00035-150..... 12	01-00054 ..... 53	04-00016 ..... 69
01-00035-500..... 13	01-00055 ..... 31	04-00020 ..... 69
01-00036 ..... 11	01-00055-060..... 31	04-00021 ..... 66
01-00037 ..... 10	01-00055-070..... 31	04-00022 ..... 76
01-00038 ..... 14	01-00056 ..... 64	04-00022-003..... 78
01-00039 ..... 64	01-00057 ..... 52	04-00022-004..... 78
01-00040 ..... 22	01-00058 ..... 54	04-00022-007..... 79
01-00041 ..... 16	01-00059 ..... 53	04-00022-015..... 79
01-00041-100..... 21	02-00008 ..... 35	04-00022-018..... 80
01-00042-010..... 23	02-00008-010..... 35	04-00022-019..... 80

04-00022-020..... 81	1090-54-12 ..... 57
04-00022-021..... 81	1090-55-C ..... 56
04-00022-023..... 82	1090-60 ..... 48
04-00022-029..... 30	1090-60-06 ..... 45
04-00022-029..... 82	1090-60-10 ..... 45
04-00022-030..... 83	1090-61-01 ..... 48
04-00022-031..... 83	1090-61-03 ..... 48
04-00022-032..... 84	1090-62-01 ..... 48
04-00022-033..... 84	1090-62-02 ..... 48
04-00022-300..... 77	1090-62-03 ..... 48
04-00023 ..... 85	1090-62-08 ..... 48
04-00023-001..... 85	1090-66-01 ..... 48
04-00023-002..... 85	1090-66-03 ..... 48
04-00023-003..... 85	1090-66-04 ..... 48
04-00023-004..... 85	1090-66-05 ..... 48
04-00024 ..... 40	1090-66-06 ..... 48
04-00024-023..... 41	1090-66-07 ..... 48
04-00024-024..... 41	1090-66-08 ..... 48
04-00024-050..... 40	1090-66-09 ..... 48
04-00024-500..... 41	1090-66-10 ..... 48
04-00028-100..... 42	1090-68-01 ..... 48
04-00028-200..... 43	1090-68-02 ..... 48
04-00028-302..... 42	1090-69 ..... 45
05-00001 ..... 74	1090-69-20-B ..... 51
20-00011 ..... 9	1090-69-40 ..... 47
20-00015 ..... 9	1091-10 ..... 35
20-00016 ..... 9	1091-11-05 ..... 35
20-00020 ..... 44	1091-17-01 ..... 34
1011 ..... 33	1091-17-03 ..... 34
1012 ..... 33	1091-27 ..... 37
1030 ..... 69	1091-28 ..... 29
1036 ..... 68	HSC2008-1118-020..... 72
1062-01 ..... 55	HSC2008-1120-020..... 72
1064 ..... 27	HSC2008-1121 ..... 72
1068 ..... 27	HSC2008-1146 ..... 72
1068-04 ..... 66	HSC2008-1147 ..... 72
1068-05 ..... 66	HSC2018 ..... 70
1068-06 ..... 66	HSC2018-100 ..... 71
1068-07 ..... 66	HSC2018-1126 ..... 72
1068-08 ..... 66	L1050-E..... 74
1068-09 ..... 66	L2430 ..... 75
1090-02-WAL..... 61	L2430-38..... 75
1090-03 ..... 63	L2430-39..... 75
1090-20 -T20-B..... 14	L2620 ..... 74
1090-22 ..... 14	RES4008..... 67
1090-25-10 ..... 16	RES4009..... 67
1090-25-11 ..... 17	RES4010..... 67
1090-25-12 ..... 17	RES4011..... 67
1090-25-13 ..... 17	RES4012..... 67
1090-25-14 ..... 17	RES4014..... 67
1090-25-15 ..... 17	RES4015..... 67
1090-25-16 ..... 17	RES4016..... 67
1090-26 ..... 14	RES4021..... 67
1090-30 ..... 27	RES4022..... 67
1090-32 ..... 67	RES4023..... 67
1090-32-10 ..... 67	RES4024..... 67
1090-32-12 ..... 67	RES4025..... 67
1090-32-14 ..... 67	RES4026..... 67
1090-32-18 ..... 67	RES4027..... 67
1090-32-20 ..... 67	RES4035..... 67
1090-32-22 ..... 67	RES4036..... 67
1090-39 ..... 48	RES4037..... 67
1090-54-06 ..... 57	RES4039..... 67
1090-54-10 ..... 57	RES4042..... 67
1090-54-11 ..... 57	RES4043..... 67

New products

01-0035-100 Add on set for 01-00035



01-00055-070 Counterhold half Ø24 mm



04-00024-500 Pinchbolt set 70-95mm




04-00028-100 Hydraulic balljoint snapper 8,8T (34-37 mm)



04-00028-302 Anvil tool



01-00059 Bushing set control arm EMP2 2016-



01-00058 Rear suspension bushing set - upper & lower, Tesla Model 3/Y



02-00016 Ball-joint set Ford Transit 2014-



HSC2008-1120-020 Set with claws for upper plate, 2 pcs

HSC2008-1121 Holder for accessories



# Address

Barnebergsgatan 35  
442 40 Kungälv  
Sweden

# Contact

Tel: +46 (0) 303 - 585 80  
E-mail: info@wallmek.se  
Web: www.wallmek.se

PASSENGER CARS, LIGHT COMMERCIAL, TRUCKS  
FUEL HANDLING, CAR DISMANTLING, CONTRACTING

## New products




01-00035-100

p.12




01-00059

p.53



02-00016

p.56



01-00058

p.54



01-00055-070

p.31



04-00024-500

p.41



04-00028-100

p.42



HSC2008-1120-020

p.72

