

WALLMEK®

INVEST IN TIME



VERSION 3

AUTORECYCLING



OUR TOOLS SAVE TIME

Wallmek i Kungälv AB was founded in 1978 with a focus on developing and manufacturing specialized tools for vehicle repairs. Wallmek oversees the entire process, from the initial idea and design of the tools to the delivery of the finished product to the customer.

Today, Wallmek develops tools directly for car and commercial vehicle manufacturers as well as the aftermarket. We specialize in hydraulic tools for on-vehicle repairs, fluid handling during tank repairs and servicing, and draining stations for auto dismantlers.

As the company grows, many new tools have been brought to life thanks to excellent collaboration with you, our customers. Simply put – we develop Wallmek in the direction and with the products that you value most.

Our Business Idea:

To develop, manufacture, and sell cost-effective tools for our customers.

What Matters to Us

Quality, Design, and Customer Care

WALLMEK®

INVEST IN TIME

Save Time and Effort with the Right Tools

After years on the road, water, dirt, salt, and wear and tear can turn even the simplest vehicle repairs into time-consuming challenges. With a properly designed and efficient tool system, countless hours can be saved every day in the workshop.

Prioritizing Safety and Efficiency

Modern workshops demand skilled and experienced technicians who can perform their jobs safely and without injury. Ergonomics and a well-designed working environment are essential to retaining top talent and keeping them passionate about their work. A safe and comfortable workplace boosts productivity, enhances morale, and fosters the development of advanced skills over time.

An Investment, Not a Cost

The right tools are not an expense—they are an investment in your team's potential to complete jobs faster, safer, and more efficiently. The most costly tool is the one that fails to perform or breaks at a critical moment, leading to wasted time and frustration.

Choose Wallmek – Accept No Substitutes

When it comes to quality, there's no substitute for the original. Look out for imitations that claim to deliver the same performance—they don't. Genuine Wallmek tools are engineered for reliability and durability, and every tool proudly carries our name. Choose Wallmek to ensure you're getting the best, every time.



Labourtime Position on vehicle



Our draining equipment is EX-certified

Follow us on social media! Get News, tips and ideas first!



WALLMEK.SE



Welcome to Wallmek

The information "patent pending", regarding patent applications for certain products in this brochure, only concerns the patent application numbers. (and markets covered by that patent application) explicitly stated in the immediate connection with patent pending indication. With reservation for possible adjustments due to events that are out of our control, for printing errors and changes in design.



WE ARE WALLMEK

Innovative Solutions for Workshops

Wallmek i Kungälv AB has been developing and manufacturing specialized tools for the automotive industry since 1978.

Our products are designed to make mechanics' work easier by saving time, reducing workload, and delivering the best possible results. All our tools are developed in close collaboration with industry experts and mechanics to meet high standards of functionality and ergonomics.

Customer-Focused Approach

We always put the customer first. With fast and personalized service, we help our customers find the right solutions for their workshops, whether it's advice, technical support, or orders.

Our products contribute to a more efficient work environment and sustainable results.

Global Recognition

Wallmek is a trusted partner for workshops in Sweden and internationally. Our tools are exported to over 30 countries, with a strong presence in Europe and North America. Our customers know that investing in Wallmek means getting top-quality products proudly made in Sweden.

Choose Wallmek – a partner that makes a difference in your daily work and save time.

Address:

Wallmek i Kungälv AB
Barnbergsgatan 35
442 40 Kungälv, Sweden

Telephone:

+46 (0) 303 585 80

Org No: 556566-7333

E-mail:

info@wallmek.se

VAT: SE556566733301

04-00012 Catalytic cutter with stand & pump

Catalytic converter cutter with pneumatically driven stand and hydraulic pump. The stand has functions like raising, lowering, and adjustable air pressure to make the cutter maintain its height. This industrial cutter is designed for car dismantlers and to cut 10 times more than a simple rescue cutter.

Efficiency and Durability

Its robust construction gives it a long life span and substantially lower cost per cut than simpler cutters on the market. The cutting edges are specially designed for exhaust pipes and can be sharpened 3 times with preserved hardening and strength.

The stand is very stable and designed for harsh handling in an industrial environment. Cutting stainless or pipes with thick walls should be done in two steps. First, flattening the pipe and then cutting with the pipe in the bottom of the cutting edges where you have the most power.

Spikes hold the pipe in place during cutting.



SAFETY

This product doesn't have electric motors. This is important due to the high risk of explosions in a facility where flammable liquids are handled. The working pressure of the hydraulic pump is reduced to a maximum of 500 bar for increased security of the operator and life span on the cutter and cutting edges.

CATALYTIC CUTTER WITH STAND & PUMP

Removable and
resharpenable blade.
Provides a straight cut.

360° Rotation of the
scissors, and adjustable
to all angles.

Hydraulic height
adjustment of the stand.
Makes the scissor head
easy to handle.

Controls for raising,
lowering, and applying
pressure to the piston.

Safe storage for
hydraulic pump.



CE

L1050-E Fuel tank drainer 115L, with EX certificate

- Made of stainless steel with a volume of 115 liters.
- Approved for **petrol, diesel, and ethanol.**
- Uses vacuum when draining the car, and pressure when emptying the fuel drainer.
- Large wheels make it mobile and easy to move.
- The fuel drainer has an overfill protector, safety vent, and pressure regulator.
- No movable parts that can get damaged by fuel or particles.
- Safe, fast (max 15 l/min) and quiet operation.



Antistatic hose

Overfill protector

115 L

Stainless steel


Antistatitic wheel

EX certificate

Drain plug



It is an efficient and very safe way to handle fuel. This drainer has no moving pump parts, which gives this drainer a very long lifetime compared to mechanical devices or drainers.



Comes with the drainer:

1. L1054-1 Fuel refill pipe-
2. L1054-2 Suction adaptor, coned.
3. L1063 Stainless steel hose with quick coupling for draining fuel through long, bent and complicated fuel tank filler necks with L1050 and L1050-E. Diameter: 12 mm. Length: 1,9 m. Suction capacity: 7 litres/min.

Accessories:

4. L1055-1 Adaptor male/female 8 mm pipe.
5. L1055-3 Adaptor male/female 10 mm pipe.
6. L1055-4 Adaptor male/female 12 mm pipe.
7. L1055-5 Adaptor female 14 mm pipe.

Fuel suction hoses for long, bent and complicated fuel filler necks:

8. L1063 Fuel suction hose 12 mm Ø 1,9m, Suction capacity: 7 litres/min.
9. L1063-2 Fuel suction hose 8,5 mm Ø 2,25m, Suction capacity: 2,5 litres/min.
10. L1063-4 Fuel suction hose 12 mm Ø 3m, Suction capacity: 7 litres/min.
11. L1063-5 Fuel suction hose 8,5 mm Ø 3m, Suction capacity: 2,5 litres/min.
12. 05-00007 Fuel suction hose with pipe for Volvo S80 (2007-) S80L, V70, XC60, XC70 (2008-). The pipe makes it possible to also drain the passive half of the fuel tank.
13. 05-00008 Fuel suction hose with pipe for Volvo V60 – S60, (2011-). The pipe makes it possible to also drain the passive half of the fuel tank.
14. 05-00006 Adaptor for lidless filling (petrol/E10-85) filling necks. Unlocks and gives access for draining and filling of fuel.
15. 05-00010 Adaptor for lidless filling (diesel) filling necks. Unlocks and gives access for draining and filling of fuel.



Accessories

L2015 Water separator Petrol, Diesel and Ethanol (E85)

Cleans petrol and diesel effectively from water and particles.

For mounting on fuel tank drainer no: L1050-E. Easy inspection through sight glass. Drains from the bottom valve. Volume 3,5 litres. The picture shows a separator mounted on the fuel tank drainer.



L2620 Fuel fume evacuating hose

Hose unit for evacuating petrol and diesel fumes away from the vehicle during the work with fuel tanks.


It can also be used when draining and filling the car. When working with an open fuel tank armature, the mechanic is exposed to petrol fumes, and the car's interior can smell of fuel afterward. This is avoided by sucking out the fumes through the fuel refill pipe. The evacuating hose is powered by a compressed air ejector that produces a vacuum in the tank. Standard length 2,5 metres. Contact us for custom lengths. The hose is then connected to an approved exhaust fan.



05-00001 Liquid indicator 1/2"

For mounting on the fuel tank drainer fuel hose. 1/2" pipe thread.

1,2,3
Included in
L1050-E



L2022 Fuel tank drill with pneumatic-powered stand to lift the drill to the tank

Discover our Pneumatic Fuel Tank Drill, advanced cutting-edge equipment designed for efficient drilling of both plastic and metal fuel tanks, with a draining capacity of 10 liters per minute.

Choose the L2010 without separators, the L2021 with one separator, or the L2022 with two separators.

In today's increasingly environmentally conscious society, proper fuel management is essential not only for preventing accidents, unpleasant odors and fumes in the workplace but also for protecting our planet. By ensuring fuel is handled correctly, we minimize the risk of spills and emissions, contributing to a more sustainable and safe working environment.

Flexibility and Efficiency

The L2010 fuel tank drill can have one or two water separators, enabling quick and efficient transitions between different fuel types. The equipment is designed for use with the L1050-E fuel tank drainer. Thanks to the mobility of both the drill and the drainer, the system can be easily transported and used anywhere with access to compressed air. This provides a complete and flexible solution for fuel handling.

Safety and Low Noise

Our EX-classified fuel tank drill ensures maximum safety when working with fuel in potentially hazardous environments. The equipment drains the fuel tank by utilizing the vacuum generated by the L1050-E, making the entire draining process nearly silent.


The pneumatically driven structure keeps the drill stable during operation, significantly reducing the risk of spills. The equipment is entirely powered by compressed air, noise levels remain very low, often eliminating the need for hearing protection. This ensures a comfortable and safe working environment.

Adaptable and Mobile Solution


Our fuel tank drill can be easily customized with separators for gasoline, ethanol, and diesel, making it a versatile and environmentally friendly solution for fuel tank management. Combined with the L1050-E fuel tank drainer, which has a 115-liter capacity, this system provides a mobile and efficient solution for fuel tank draining.



Easy to clean
Reversible drill



FUEL TANK DRILLS



L2022



L2010



L2021



Innovative Fluid Draining Solution for Auto Dismantling

Powerful and intelligent fluid draining system for coolant, washer fluid, brake fluid, and hydraulic oil. The system is EX-classified, ensuring a clean and safe workplace with minimal noise.

High Performance and Long Lifespan

With powerful vacuum pressure, fluids are efficiently drained into designated containers, enabling easy sorting and transport to storage tanks. The 3-bar pressure provides excellent flexibility in the placement of storage tanks.


Direct Quality Control of Fluids

By inspecting the fluid quality through the level tube on the container, you can quickly determine whether the fluid should be drained directly into an external container or transferred to the storage tank. This optimizes the process and ensures that only the desired fluid ends up in the correct container.

L2100 Glycol



L2200 Washer fluid



Option to split the liquids to different containers



Innovative Fluid Draining Solution for Auto Dismantling

Maximum Safety with EX Classification

Our equipment is EX-classified, guaranteeing maximum safety for users in hazardous environments. With a focus on both performance and safety, you can work confidently, even under challenging conditions.

- ✓ Composed of 15-liter stainless steel pressure vessels.
- ✓ Powered by compressed air.
- ✓ No moving pump parts.
- ✓ Long lifespan with low operating costs.
- ✓ Low noise level, eliminating the need for hearing protection.
- ✓ Closed system to improve the working environment.

L2310 Brake fluid



L2330 (included)



L2410 Hydraulic oil



L2420 (included)



Glycol – Washer fluid – Brake fluid – Hydraulic oil

Flexible System

A complete system designed for draining approximately four cars per hour per station.

Our system is constructed without moving parts, resulting in a long lifespan and exceptionally low operating costs.

Based on 15-liter stainless steel pressure vessels powered by compressed air, it can suction up to 8 meters of water column for draining and generate up to 3-bar pressure for transport to storage tanks. This allows for highly flexible placement of storage tanks.

Equipped with a two-way ball valve, the system enables easy switching between suction and pressure modes.

The system is customizable and can be equipped with one or more tanks, hoses, or hose reels to suit specific needs.



Flexible Installation with 4 Containers on Lockable Wheels.



**Working in different locations?
No problem!**

**Thanks to our flexible solution, you can
work almost anywhere.
All you need is compressed air.**



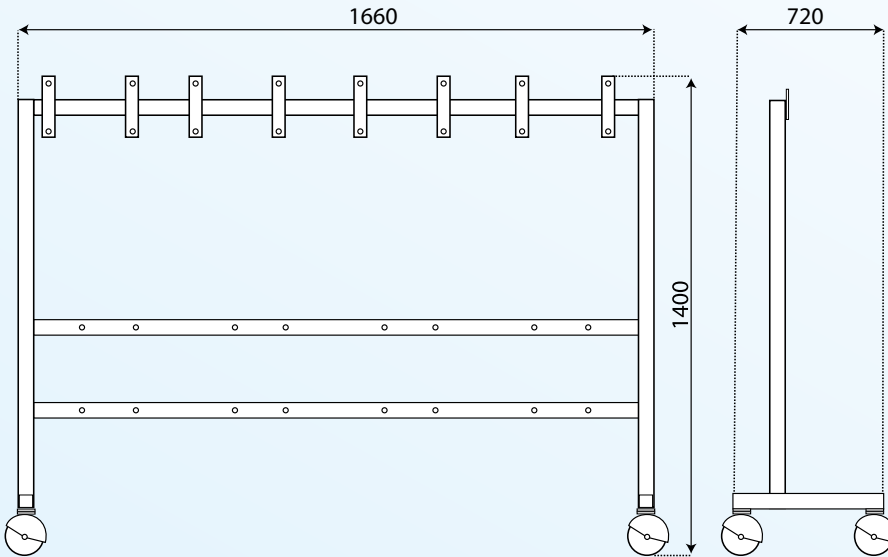
Accessories, s 14



L2510 Mobile stand for draining vessels

Stand with four big wheels (two lockable) for a stable and mobile draining system. Equipped with fittings for 4 vessels, 4 hose reels and air hoses connected to a pneumatic central for easy connection of compressed air.

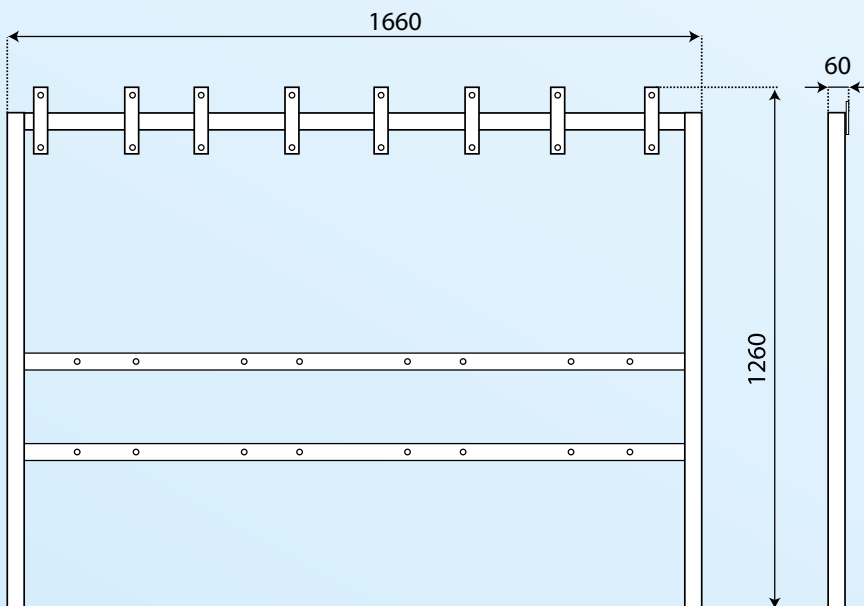
Dimensions (WxHxD): 1660 x 1400 x 720 mm.



L2515 Mobile stand for draining vessels

Stand with four big wheels (two lockable) for a stable and mobile draining system. Equipped with fittings for 4 vessels, 4 hose reels and air hoses connected to a pneumatic central for easy connection of compressed air.

Dimensions (WxHxD): 1660 x 1260 x 60 mm.



Satisfied customers

"A lot of jobs would be impossible without these tools, the speed is a huge bonus.

Without Wallmek tools in the shop the productivity and efficiency would be lower, simply more hassle!"

*-Kjell Andersson,
Alvesta Bilservice AB, Sweden*

"The tools from Wallmek are world class solutions, the same with the support we get.

Our staff is using the tools every day and they always work as promised. When we need new tools or maintain existing equipment, we always get quick help and service.

Why do things slow when it can be done so much faster?"

*-Ahmad Hassan,
Volvo Truck Center, Arlöv, Sweden*

"I just want to say that the rim popper for HD truck/trailer and bus is super-efficient..."

*-Patrik Larsson,
Grönnäs Auoservice Sweden*

Let us know your experience with our tools at [info@wallmek.se!](mailto:info@wallmek.se)

L1020 Hose reel, regular, 9m

Hose reel for coolant, fuel, oil and wiper fluid. It's used with draining vessels L2100, L2200, L2410 and fuel tank drainers L1050-E.

Suitable for mounting on our vessel stands L2510 and L2515.

Hose length: 9 meter, inner diameter: 1/2"



L2320 Hose reel, brake fluid, 9m

Hose reel, brake fluid that is used with draining vessel L2310. Suitable for mounting on our vessel stands L2510 and L2515.

Hose length: 9 meters, inner diameter: 9 mm



L2315 Nippers for brake fluid lines

Nippers for cutting of brake fluid lines without flattening them.



L2420 Adaptor set for oil


L2330 Adaptor set for brake fluid



L2115 Coolant draining spear



RES L2200-02 Suction hose for wiper fluid



Flexible and adaptable draining equipment

We customize a solution tailored to your needs.

Powerful and Intelligent Fluid Draining System for coolant, washer fluid, brake fluid, and hydraulic oil. The system is EX-classified, ensuring a clean and safe workplace with minimal noise.



Fixed Installation with 4 Containers



Fixed Installation with Vertically Stacked Containers

Customized Solutions!
Contact us, and we can develop a highly efficient proposal for your facility.

- ✓ We can tailor your station
- ✓ Choose the format & size of the frame
- ✓ Select the number of containers
- ✓ Expand as needed



L2430 Oil drainer 115L, with EX certificate

Designed and developed for long lifetime

and safe draining of waste oil for Auto shops and recycling stations.

A cars engine oil will get diluted with fuel over time. The resulting waste product is classified as a flammable liquid. It can catch fire easily and must be handled with products designed and approved for handling this liquid. This means the oil drainer needs to be delivered with a manual with an EX classification plan and approval for **EX-classed environments!**

This oil drainer is also equipped with a grounding cable, antistatic wheels, and hoses to decrease risks further. The pressure vessel is made from stainless steel and has no moving pump parts. With robust valves, hoses, and connections, this oil drainer is safe to use and has a long life.

The drainage tray is made of aluminium and measures 890 mm (L) by 490 mm (W). This generous size allows for the draining of the engine and gearbox simultaneously. The drainer can also suction oil with a powerful vacuum, even while draining with the tray.

The container is emptied by air pressure, no extra pump is needed to transfer the waste oil to external storage tanks. Probes for draining rear axles, gearboxes, and power steering systems are included with the drainer.



Oil drainer 115 l

- ✓ The drainer is delivered with a grounding connection, antistatic hoses, and wheels.
- ✓ Adapter kit with four suction probes included.
- ✓ No moving pump parts.
- ✓ Oil pan made of durable aluminium.
- ✓ Simultaneous draining of engine and gearbox possible.
- ✓ The container is made of stainless steel.



OIL DRAINER 115L, WITH EX CERTIFICATE



EX-Zones

When an area with an explosive atmosphere is identified, it is classified into EX zones based on how often and for how long the potentially explosive atmosphere occurs. A "zone" refers to the risk level in a given situation or environment, ranging from sporadic to intermittent to continuous. A "category" refers to the type of explosive product or material, such as gas or dust.

Zone 0

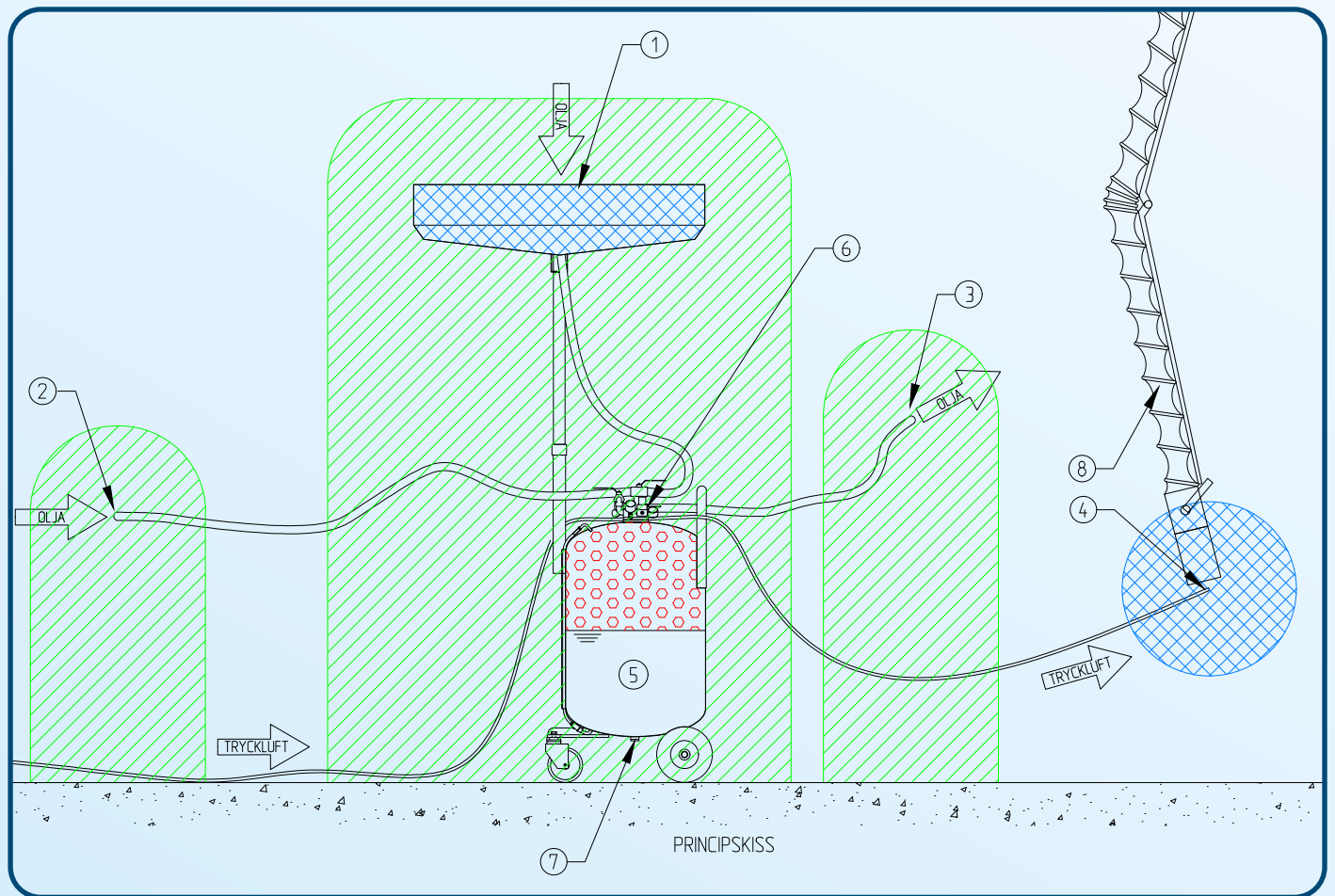
An environment where a mixture of air and flammable substances in the form of gas, vapor, or mist is present frequently and for extended periods.

Zone 1

An environment where a mixture of air and flammable substances in the form of gas, vapor, or mist is present frequently and for extended periods.

Zone 2

An environment where a mixture of air and flammable substances in the form of gas, vapor, or mist is unlikely to occur under normal conditions and, if it does, persists only for a short duration.



Zone 0



Zone 1



Zone 2

OUR EQUIPMENT IS ATEX CERTIFIED!

EX certification ensures that equipment intended for use in explosive environments undergoes a process verifying it is designed to avoid becoming an ignition source. The equipment must not generate sparks, hot surfaces, or static electricity.

The abbreviation ATEX stands for the French term Atmosphères Explosibles – explosive atmospheres – and is used to refer to Directive 2014/34/EU concerning equipment and protective systems intended for use in potentially explosive environments.

In Europe, there are two EU directives related to ATEX: one for equipment (2014/34/EU) and one for workplace safety (1999/92/EC) concerning explosive atmospheres. ATEX-certified equipment is designed to ensure it does not act as an ignition source in hazardous areas. This means the equipment must not generate sparks, hot surfaces, arcs, or static electricity that could lead to an explosion.

According to EU Directive 1999/92/EC, explosion risk assessments are a critical component of workplace safety management.

Employer's Responsibility

It is the employer's responsibility to ensure that all work equipment and installation materials are suitable for use in explosive risk zones and are configured to minimize the potential for explosions.

This involves evaluating whether an explosive atmosphere could form under the specific conditions present. If so, it must then be determined if there is a risk of ignition. This assessment must always be specific to the individual situation and cannot be applied using a standard template.

"Prevention and Protection Against Explosions"

It is essential to prioritize measures that prevent the formation of a dangerous explosive atmosphere. This prioritization is key to minimizing explosion risks in the workplace.



04-00024 Hydraulic ball-joint puller/snapper

Unique design and function for removing the conic bolts on passenger cars and light commercial vehicles with ease.

Unique design and function for easily removing the conic bolts on passenger cars and light commercial vehicles. The tool is developed for the new front suspensions with longer conic bolts often fitted in aluminum knuckles.

These fittings sit harder and are also more fragile than the older steel versions. The press tool has two different heights to choose from: 60 or 72 mm. Stroke 25 mm.

The anvil tool has two different opening sizes: 26 or 32 mm.

Both tools can switch positions for superior access in tight areas of the wheel suspension. The hydraulic cylinder presses 4,5 Tons and ensures a safe and problem-free removal.

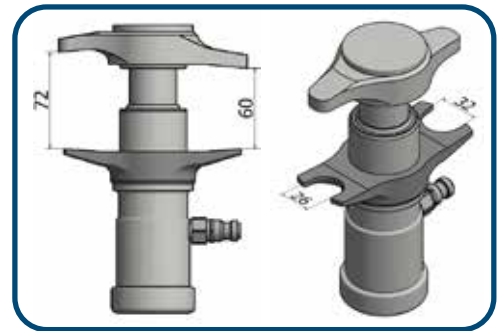
To increase safety even further, the tool is delivered with a safety strap. This will prevent the tool from falling down during operation.

The tool is used with a 700 bar hydraulic pump 1030 or 1036.



Contains these parts:

1. 04-00024-021 – Press tool
2. 04-00024-022 – Anvil tool
3. 04-00024-020 – Distance ring
4. 04-00024-011 – Safety strap
5. RES4305 – Cejn nippel 1/8"



Removal and fitting of wheel studs.

Avoid hammering when replacing wheel studs, which would damage the inside of the bearing. The studs can easily be replaced with this new ball-joint puller.



04-00024-023 Press tool with pins

Developed for pressing out ball-joint and tie rod ends that are locked with a bolt instead of a nut and coned axle.

These can get seized and needs to be pressed out. The press tool can be fitted on the cylinder or on the top, depending on the accessibility on the vehicle. The two different lengths of the pins (10 & 20mm) increase the flexibility and access of the vehicle.

The pins are replaceable if needed, 04-00024-103 (10 mm) and 04-00024-104 (20 mm).



04-00024-024 Anvil tool for extra-long ball-joint pins

Developed for pressing out extra-long ball-joint pins over 72 mm.

Chevrolet and GMC are some of the manufacturers that use longer pins on larger SUVs and trucks. Loosen the nut a few threads and use it to support the press ring in this set.

The set also contains an extra anvil tool to be used with 04-00024, hydraulic ball joint tool.



Contains these parts:

- 1. 04-00024-022 - Anvil tool with friction ring
- 2. 04-00024-110 - Adapter 14 mm



04-00024 -050 Support adaptor set M10/M12

These support adapters are, in many cases, needed to avoid damage or bending off thin and long axles that are stuck in the aluminium cone.

The adapters will also protect the fragile thread-end area around the torx or hex fitting. This set covers the new Volvo/Polestar models with aluminum knuckles and stuck long ball or steering joints, Volvo V, S and XC 40 – 90, Polestar 2.



Contains these parts:

- 1. 04-00024-051 - Volvo XC40 2017 - C40, Polestar 2 ... - M10x1,5x27,5mm
- 2. 04-00024-052 - Volvo V, S & XC60 - 90 2016 - ... - M12x1,75x19mm

04-00028 Hydraulic ball-joint puller, 8,8 ton

New and unique design that efficiently presses out the ball joints and brake/slack adjuster on trucks, busses and trailers.

Also, the wheel bolts are dismantled and fitted very smoothly, thanks to the flexible design (see pictures below). The press tools can be rotated for different ground heights, and the two distance rings supplied provide the adjustment options required for these jobs.

The anvil tool has an opening of 42 alt 57 mm, depending on what side is chosen. In addition, the two tools can change position on the cylinder for superior access in tight spaces inside the wheelhouse, around sway bars, or hidden steeringjoints on buses, etc.

The hydraulic cylinder presses up to 8.8 tons for easy, safe, and smooth removal. A safety belt is supplied with the tool to prevent the tool from falling down during work.

Used with 700 bars of hydraulic pump 1030, or 1036



EU Patent No. EP 3424644

US Patent No. US 10.807.222



Contains these parts:

1. 04-00028-021 – Presstool
2. 04-00028-022 – Anvil tool
3. 04-00028-019 – Distance ring 16 mm
4. 04-00028-020 – Distance ring 26 mm
5. 04-00028-011 – Safety strap
6. RES4306 – Hydraulic quick coupling male 1/4"



03-00030 Hydraulic ball joint puller

Press clamp for demounting steering joints on trucks/buses and ball-joints on light commercial vehicles.

This clamp is specially designed to fit most steering axles and ball joints on light commercial vehicles, heavy trucks, and buses on the market.

See also 04-00028.



Contains these parts:

1. 03-00014-001 – Steering joint puller
2. 03-00015 – Hydraulic cylinder 8,5 ton



03-00014-001

Can be bought separately

01-00053 Dismantling tool for the inner CV joint - Including sliding hammer

Quick and safe dismantling from the gearbox - Universal design.

Save time


The set is delivered with an adjustable axle shaft holder and a powerful 5 kg sliding hammer. Often, the inner axle shafts on the left side get severely stuck in the gearbox. A square-shaped lock ring and rust in the splines are what are causing this problem. This new adjustable fixture is designed to be closed around the axle shaft, allowing a 100% straight and powerful strike with the sliding hammer. No bending or flexing of the axle, engine covers and brackets under the vehicle can be left untouched.

The fixture can be separated into two parts for easier mounting if the area around the axle is limited. Prybars and similar tools can be a real challenge; the whole engine cover must be removed to get access. It's hard to reach the axle shaft due to limited access, and these old methods can also damage the gearbox due to the axle bending. By adjusting the shaft holder, the tool will cover compact cars and up to light commercial and pick-up sizes.



Contains these parts:

- 1. 01-00053-030 - Inner axle shaft clamp
- 2. 01-00053-034 - Axle bolt int. thread M14
- 3. 01-00053-036 - Special nut M14
- 4. 01-00053-011 - Hook internal thread M18
- 5. 1064 - Striking tool 5,2 kg



Square locking →



EU Protected design RCD no. 015005813-0001



1090-30 Axle shaft tool 4/5 holes

This tool is specially developed for pressing out rusted & glued axle shafts directly on the car.

The holes for the wheel bolts are oval to fit on almost all passenger cars with 4/5 holed hubs. With this equipment, you avoid heating, splitting of the axle shaft, or damage to other parts. Bolt onto the hub using the car's own wheel bolts, attach the cylinder, start pressing for extra power, fit a punching socket 1086-6, and then hammer on it. The tool can also be used for pulling wheel hubs with striking tool 1064 and adaptor 1068.

5 min work

Rec. cylinder 1090-02-WAL/01-00030.

Bolt dia 4 hole – 92-120 mm / 5 hole – 98-131 mm.

For 6/8 bolted see part. no. 01-00044



Contains these parts:

- 1. 1090-30-4 - Axle shaft tool, 4 holes
- 2. 1090-30-5 - Axle shaft tool, 5 holes



In use



01-00044 Axle shaft, CV-joint tool 6/8 bolt


Adjustable tool for efficient axle shaft pressing for 6/8 bolted hubs.

The design of the adjustable fixing plate in combination with the press feet covers: **Bolt pattern: 6 bolts 114 – 140 mm and 8 bolts 165 – 180 mm.** Mitsubishi, Toyota, Nissan, Mazda, Dodge, Chevrolet, GMC, Ford (4x4) etc.

The tool allows 22 tons of press force in combination with hammering when pressing out a rusted or glued axle shaft. The special hammering function creates a 3.5-time effect/force; heating of the car parts can then be avoided totally. The wheel bolts or nuts from the vehicle are used to bolt the tool on the hub.

The press feet set 01-00044-030 can be ordered separately for use in the following tools (with the updated fixture plate 01-00041-002): 01-00041, 01-00026, 01-00027, 01-00033, and 01-00037.

Rec. cylinder 1090-02-WAL/01-00030



Contains these parts:

- 1. 01-00044-001 - Press feet (x2)
- 2. 01-00041-002 - Fixing plate 1 1/2" thread
- 3. 01-00041-003 - Sliding plate (x2)
- 4. 01-00018-004 - Screw (x2)
- 5. 01-00041-005 - Screw M14x45 10.9 (x4)



01-00044-030



In use

1091-28 Axle shaft tool, 5 holes, light commercial vehicles


This tool is specially developed to press out rusted and glued axle shafts directly on the vehicle. This job only takes 5 min.

The holes for the wheel bolts are oval to fit on all light commercial vehicles with 5-holed hubs. With this equipment, you avoid heating, splitting of the axle shaft, or damage to other parts. Bolt onto the hub using the cars own wheel bolts, mount the cylinder, start pressing and for extra power, fit a punching socket 1086-6 and then hit it with a hammer.

Bolt pattern Ø119-172 mm.

Included in set 1091-15 and 02-00008.

Rec. cylinder 03-00028.



1068-05 Adaptor 1 1/2" to G2 1/2" – 11

Adaptor 1 1/2" to G2 1/2" – 11 (16 and 22 metric tonnes cylinder - 32 metric tonnes cylinder thread).



04-00007-001 Special bolt nut M16x1,5

Designed to be used with axle shaft tool 1091-28 when pressing axles or rear wheel bearings. Fits Peugeot Boxer, Citroën Jumper, Fiat Ducato, Renault Master and more. (5 pcs needed).



04-00007-004 Special nut M14x2

Designed to be used with axle shaft tool 1091-28 when pressing axles or rear wheel bearings. Fits Ford Transit -2014. (5 pcs needed).



04-00007-005 Special nut M14x1,5

Designed to be used with axle shaft tool 1091-28 when pressing axles or rear wheel bearings. Fits Ford Transit 2014- ... (5 pcs needed).



01-00004 Lock ring tool

A new type of lock ring tool that makes removing and refitting of wheel bearing lock rings very easy.

The tool is designed to fit both passenger cars, light commercial vehicles, and trucks. The adjusting screw has a 1/4" ratchet grip which provides enough power to easily remove stuck and rusted lock rings.

The grip angle between the tips will also always be correct, no matter the size or position of the lock ring. This makes the tool safer, more effective, and easier to use than ordinary pliers.

The tool is delivered with a total of 3 pairs of specially designed tips that can easily be switched if needed.

6" for superior access.



Accessories:

- 01-00004-013 - Circlip pin 2,5 mm (x4)
- 01-00004-014 - Circlip pin 3 mm (x4)
- 01-00004-015 - Circlip pin 3,5 mm (x4)



Pins in position 1



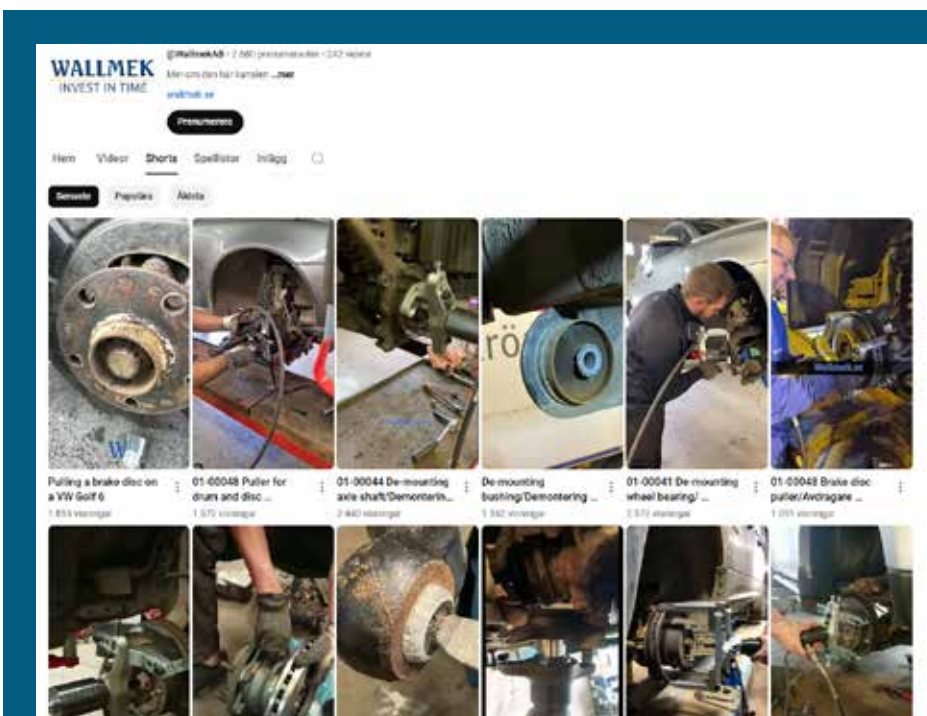
Pins in position 2



In use



Min 5 mm, max 105 mm



Follow us on social media!
Get News, tips and ideas first!



03-00028 Hydraulic cylinder 32-ton

32 tons pressing and pulling hydraulic cylinder. Designed for everyday use in auto repair shops.

Primarily for use with our wheel bearing tools for light commercial vehicles and trucks. Can be used with carriage beams 10-M22 with the proper adapter. The cylinder's hydraulic pressure can be combined with punching force when using punching socket 1086-6 or punching nut 1091-17-M22.

Weight: 8,2 kg. **Stroke:** 112 mm. **Automatic return.**

Contains these parts:

1. 03-00028-001 - Hydraulic cylinder 32 ton
2. RES1090-05-02 - Adjustable press rod 109mm, M24
3. RES1090-05-04 - Thread protection cap (2½")
4. RES4025 - Flange nut M22
5. RES4027 - Drawbar M22, 250 mm
6. 01-00031-022 - Punching nut M22
7. 1086-6 - Punching socket M22
8. RES4306 - Hydraulic quick coupling, male



1090-02-WAL Hydraulic cylinder 22-ton

22 tons pressing and pulling hydraulic cylinder in a compact size with automatic return of piston.

Designed for everyday use in auto repair shops. Can be used with all of our passenger car tools and carriage beams M10-M22 with the proper adapter.

The cylinder's hydraulic pressure can be combined with punching force when using the punching socket 1086-6 or punching nut 01-00031-18, 01-00031-20 or 01-00031-022. For example, when pressing a rusted axle shaft.

Weight: 4,7 kg. **Stroke:** 70 mm.

Automatic return.



Contains these parts:

- | | |
|--|--|
| <ol style="list-style-type: none"> 1. 1-1090-02 - Hydraulic cylinder 22 ton 2. 1086-6 - Punching socket M22x2,5 3. RES1090-01-09 - Press plate M24x3 4. RES1090-01-10 - Adjustable press rod 100 mm, M24 5. 09-1090-01-11 - Thread protection cap (1½") | <ol style="list-style-type: none"> 6. RES1090-02-04 - Press axle 151mm, M24x3 7. RES1090-05-02 - Adjustable press rod 109 mm, M24 8. RES4024 - Flange nut M18 9. RES4026 - Drawbar M18/M22, 250 mm 10. RES4306 - Hydraulic quick coupling, male |
|--|--|


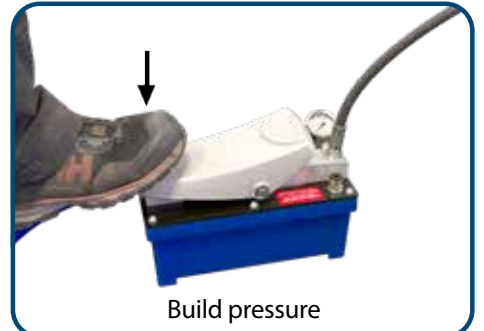
1036 Pneumatic, variable hydraulic pump

Pneumatic driven hydraulic pump with variable speed for better control.

Max pressure 700 bar for use with all our hydraulic cylinders. The pump is delivered with a pressure gauge and 2,2 m hose and drip-free quick coupling. Oil tank volume 1,3 litres.



2,2 m hose and drip-free quick coupling with locking function. The core is protected with double wire braids for extra safety and longevity.



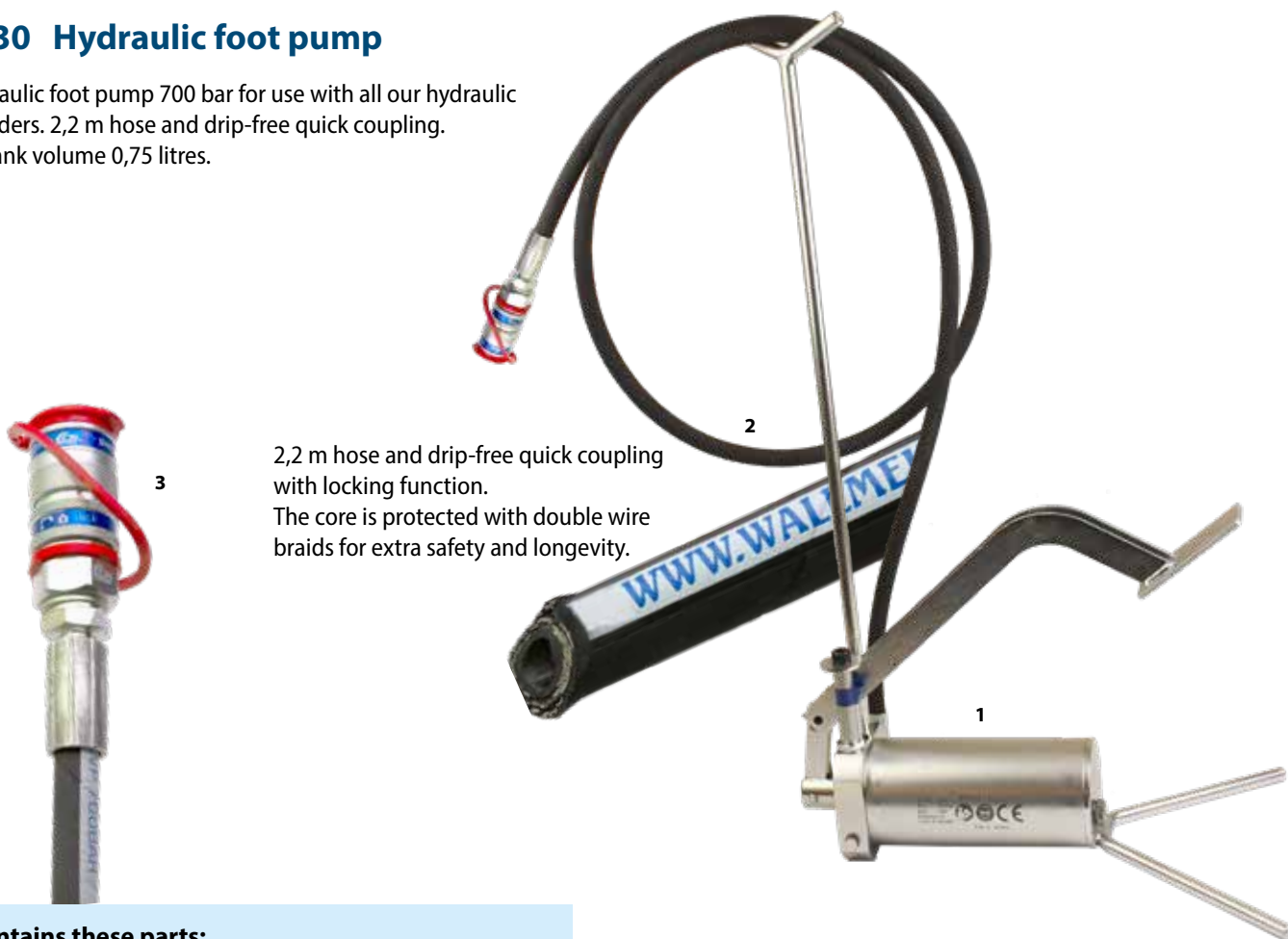
Contains these parts:

- 1. 1-1036 - Pneumatic, variable hydraulic pump
- 2. RES1030-02 - Hydraulic hose for 1030, 1035 & 1036
- 3. RES4304 - Hydraulic quick coupling, female
- 4. 1036-10 - Connecting hose, air
- 5. 04-00003 - Pressure gauge 0-800 bar, hydraulic



1030 Hydraulic foot pump

Hydraulic foot pump 700 bar for use with all our hydraulic cylinders. 2,2 m hose and drip-free quick coupling. Oil tank volume 0,75 litres.



2,2 m hose and drip-free quick coupling with locking function. The core is protected with double wire braids for extra safety and longevity.

Contains these parts:

- 1. 1-1030 - Hydraulic foot pump
- 2. RES 1030-02 - Hydraulic hose for 1030 & 1036
- 3. RES4304 - Hydraulic quick coupling, female



04-00020 Hydraulic oil 1 L

High quality hydraulic oil, optimal for Wallmek's hydraulic tools and pumps. Regular hydraulic oil change and correct volume increases the operation time of the components.

ISO VG 32



04-00016 Pressure gauge for hydraulic pumps 1030

Complete kit with coupling and nipple for connecting directly to any Wallmek hydraulic pumps. The hydraulic cylinders manual. Includes a chart that shows the maximum oil pressure in bars for each different drawbar.



04-00015 Safety cover with catch strap

Additional item for hydraulic operation directly on the car. Prevents damage if parts brakes or falls down.



W

The original since 1978

Innovative high-quality tools will help improve your business

Copies will not.

Behind all innovative tools are hundreds of hours of testing and development. This way, ideas come to life to make the job easier and maximize your productivity.

We need to patent and protect our products to help your business grow even when others try to look like us.

Thank you for pointing out destructive, dangerous copies and copy companies in our normally innovative tool community. By choosing products from copy companies you also reduce your own shops safety and productivity in the long run. Quality and safety are the most important in a tool, bad tools will not pay off before breaking down.

WALLMEK i Kungälv



Productnumber Index

01-00004	26	L1020	14
01-00044	24	L1050E	6
01-00053	23	L2015	7
03-00028	27	L2022	8
03-00030	22	L2100	10
04-00012	4	L2115	14
04-00015	29	L2200	10
04-00016	29	L2310	11
04-00020	29	L2315	14
04-00024	20	L2320	14
04-00024-023	21	L2330	14
04-00024-024	21	L2410	11
04-00024-050	21	L2420	14
04-00028	22	L2430	16
05-0001	7	L2510	13
1030	29	L2515	13
1036	28	L2620	7
1090-02-WAL	27	RES L2200-02	14
1090-30	24		

Follow us on social media!



WALLMEK.SE



**How do you
use our tools?**

Follow and tag us
 Insta: @wallmek
 Tiktok: @wallmek



WALLMEK
 INVEST IN TIME

Address

Barnebergsgatan 35
442 40 Kungälv
Sweden

Contact

Tel: +46 (0) 303 - 585 80
E-mail: info@wallmek.se
Web: www.wallmek.se

PERSONBIL



PASSENGER CARS

TRANSPORTBIL



LIGHT COMMERCIAL

LASTBIL



TRUCKS

BRÄNSLEHANTERING



FUEL HANDLING

BILDEMONTERING



CAR DISMANTLING

ENTREPRENAD



CONTRACTING